

Small Signal Product

High Voltage Fast Switching Diode

FEATURES

- Fast switching device($t_{rr}<50ns$)
- Surface mount device type
- Moisture sensitivity level 1
- Low reverse leakage
- Pb free and RoHS compliant
- Green compound (Halogen free) with suffix "G" on packing code and prefix "G" on date code


SOD-123


MECHANICAL DATA

- Case: Bend lead SOD-123 small outline plastic package
- Terminal: Matte tin plated, lead free, solderable per MIL-STD-202, Method 208 guaranteed
- High temperature soldering guaranteed: 260°C/10s
- Polarity: Indicated by cathode band
- Weight: 10.5 ± 0.5 mg



MAXIMUM RATINGS AND ELECTRICAL CHARACTERISTICS (T _A =25°C unless otherwise noted)					
PARAMETER	SYMBOL	VALUE			UNIT
		BAV19W-G	BAV20W-G	BAV21W-G	
Reverse voltage	V _R	100	150	200	V
Peak reverse voltage	V _{RM}	120	200	250	V
Power dissipation	P _D	500			mW
Average rectified output current	I _O	200			mA
Repetitive peak forward current	I _{FM}	400			mA
Non-repetitive peak forward surge current @ tp=1.0ms; T _A =25°C	I _{FSM}	2.5			A
Thermal Resistance (Junction to Ambient)	R _{θJA}	250			°C/W
Junction and Storage temperature range	T _J , T _{STG}	-65 to +150			°C

PARAMETER	SYMBOL	MIN	MAX	UNIT
Reverse voltage	V _{BR}	120	-	V
		200	-	
		250	-	
Reverse leakage current	I _R	-	0.1	μA
		-		
		-		
Forward voltage	V _F	-	1.00	V
		-	1.25	
Junction capacitance	C _j	-	5.0	pF
Reverse Recovery Time	t _{rr}	-	50	ns

 Note: Test condition: I_F= I_R= 30mA , R_L=100Ω , I_{RR}=3mA

Small Signal Product

RATINGS AND CHARACTERISTICS CURVES

(TA=25°C unless otherwise noted)

Fig.1 Typical Forward Characteristics

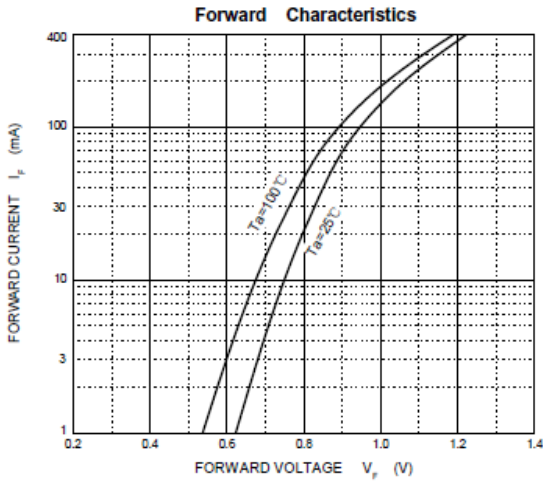


Fig. 2 Reverse Current VS. Reverse Voltage

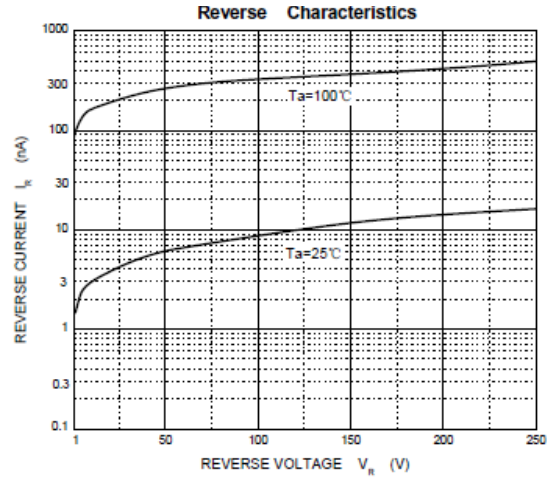


Fig. 3 Admissible Power Dissipation Curve

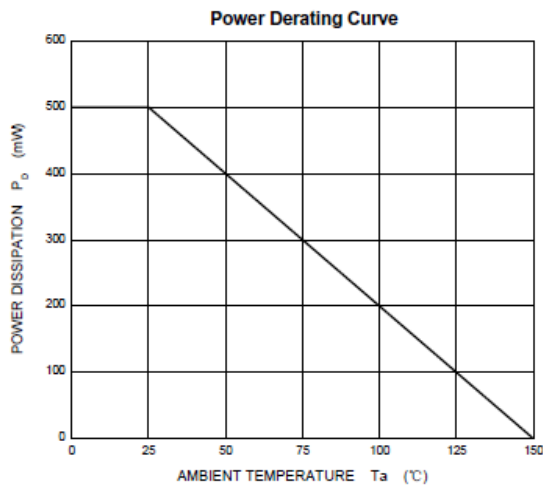
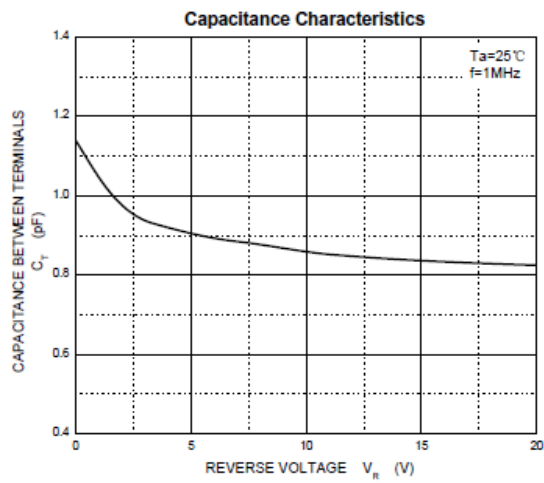


Fig. 4 Typical Capacitance Characteristics



Small Signal Product

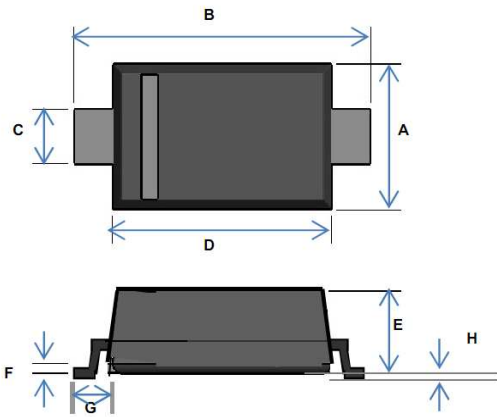
ORDERING INFORMATION						
PART NO.	MANUFACTURE CODE	PACKING CODE	GREEN COMPOUND CODE	PACKAGE	PACKING	MARKING
BAV19W-G	(Note 2)	RB	G	SOD-123	3K / 7" Reel	A8
BAV20W-G						T2
BAV21W-G						T3

Note: Manufacture special control, if empty means no special control requirement.

EXAMPLE					
PREFERRED P/N	PART NO.	MANUFACTURE CODE	PACKING CODE	GREEN COMPOUND	DESCRIPTION
BAV19W-G RB	BAV19W-G		RB		
BAV19W-G RBG	BAV19W-G		RB	G	Green compound
BAV19W-G-N0 RB	BAV19W-G	N0	RB		
BAV19W-G-N0 RBG	BAV19W-G	N0	RB	G	Green compound

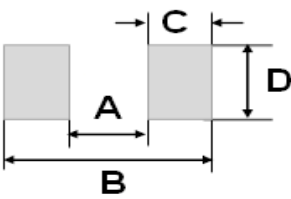
Small Signal Product

DIMENSIONS



DIM.	Unit (mm)		Unit (inch)	
	Min	Max	Min	Max
A	1.4	1.8	0.055	0.071
B	3.55	3.85	0.140	0.152
C	0.45	0.7	0.018	0.028
D	2.55	2.85	0.100	0.112
E	0.95	1.35	0.037	0.053
F	0.05	0.15	0.002	0.006
G	0.5 REF		0.02 REF	
H	-	0.1	-	0.004

SUGGESTED PAD LAYOUT



DIM.	Unit (mm)	Unit (inch)
	Typ.	Typ.
A	2.36	0.093
B	4.19	0.165
C	0.91	0.036
D	1.22	0.048

Notice

Specifications of the products displayed herein are subject to change without notice. TSC or anyone on its behalf, assumes no responsibility or liability for any errors in accuracies.

Information contained herein is intended to provide a product description only. No license, express or implied, to any intellectual property rights is granted by this document. Except as provided in TSC's terms and conditions of sale for such products, TSC assumes no liability whatsoever, and disclaims any express or implied warranty, relating to sale and/or use of TSC products including liability or warranties relating to fitness for a particular purpose, merchantability, or infringement of any patent, copyright, or other intellectual property right.

The products shown herein are not designed for use in medical, life-saving, or life-sustaining applications. Customers using or selling these products for use in such applications do so at their own risk and agree to fully indemnify TSC for any damages resulting from such improper use or sale.