



Micro Commercial Components

Micro Commercial Components  
 20736 Marilla Street Chatsworth  
 CA 91311  
 Phone: (818) 701-4933  
 Fax: (818) 701-4939

# SK82 THRU SK810

## Features

- Lead Free Finish/Rohs Compliant (Note1) ("P" Suffix designates Compliant. See ordering information)
- For Surface Mount Applications
- High Current Capability With Low Forward Voltage
- Easy Pick And Place
- High Temp Soldering: 260°C for 10 Seconds At Terminals
- Case Material: Molded Plastic. UL Flammability Classification Rating 94V-0 and MSL rating 1

## Maximum Ratings

- Operating & Storage Temperature: -55°C to +125°C
- Maximum Junction Temperature: 150°C
- Typical Thermal Resistance: 18°C/W Junction To Lead

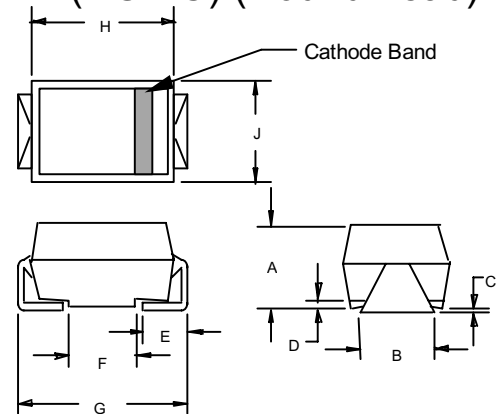
MCC Part Number	Device Marking	Maximum Recurrent Peak Reverse Voltage	Maximum RMS Voltage	Maximum DC Blocking Voltage
SK82	SK82	20V	14V	20V
SK83	SK83	30V	21V	30V
SK84	SK84	40V	28V	40V
SK845	SK845	45V	31.5V	45V
SK85	SK85	50V	35V	50V
SK86	SK86	60V	42V	60V
SK88	SK88	80V	56V	80V
SK810	SK810	100V	70V	100V

## Electrical Characteristics @ 25°C Unless Otherwise Specified

Average Forward Current	$I_{F(AV)}$	8.0A	$T_L = 95^\circ\text{C}$
Peak Forward Surge Current	$I_{FSM}$	200A	8.3ms, half sine
Maximum Instantaneous Forward Voltage	$V_F$	.65V .85V	$I_{FM} = 8.0A;$ $T_J = 25^\circ\text{C}^*$
Maximum DC Reverse Current At Rated DC Blocking Voltage	$I_R$	1mA 20mA	$T_J = 25^\circ\text{C}$ $T_J = 100^\circ\text{C}$
Typical Junction Capacitance	$C_J$	400pF	Measured at 1.0MHz, $V_R=4.0V$

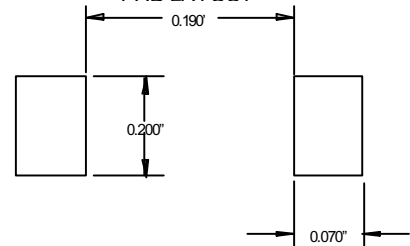
## 8 Amp Schottky Rectifier 20 to 100 Volts

### DO-214AB (HSMC) (Round Lead)



DIM	INCHES		MM		NOTE
	MIN	MAX	MIN	MAX	
A	.200	.214	5.08	5.43	
B	.177	.203	4.70	5.30	
C	.002	.005	.05	.13	
D	—	.02	—	.51	
E	.047	.056	1.20	1.42	
F	.168	.179	4.27	4.55	
G	.309	.322	7.85	8.18	
H	.239	.243	6.08	6.18	
J	.234	.240	5.95	6.10	

### SUGGESTED SOLDER PAD LAYOUT

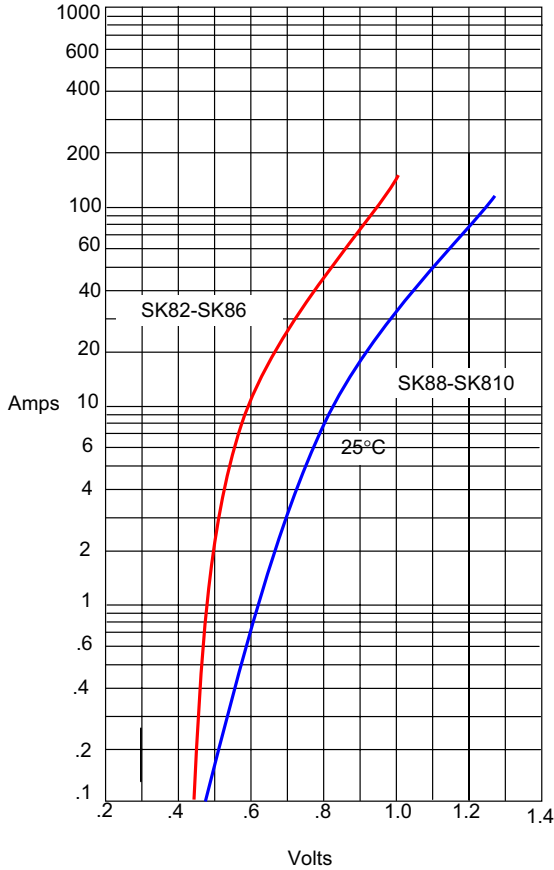


Note: 1. High Temperature Solder Exemptions Applied, see EU Directive Annex 7.

[www.mccsemi.com](http://www.mccsemi.com)

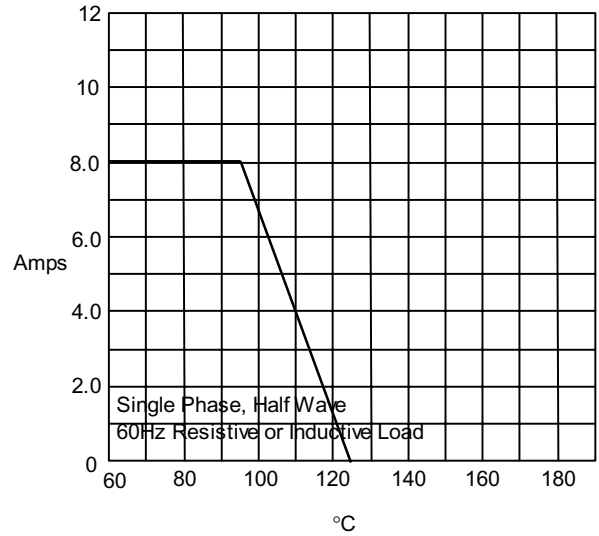
# SK82 thru SK810

Figure 1  
Typical Forward Characteristics



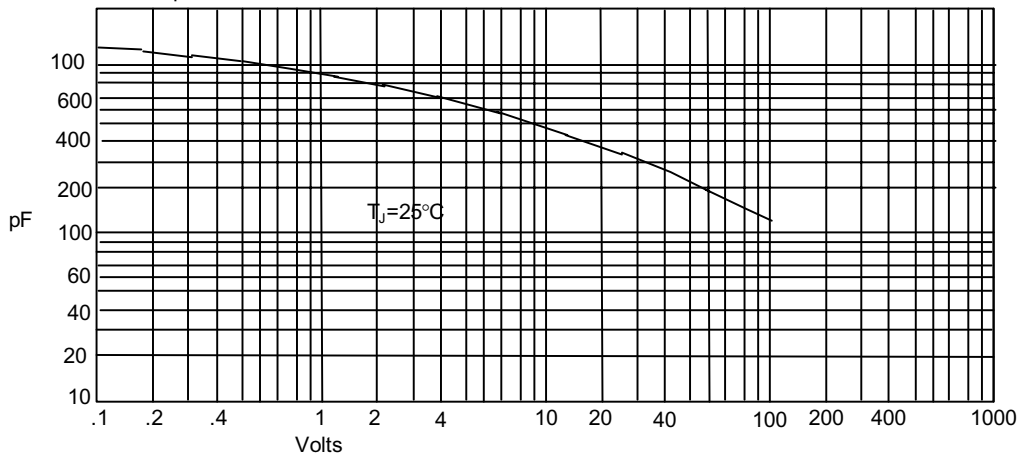
Instantaneous Forward Current - Amperes versus Instantaneous Forward Voltage - Volts

Figure 2  
Forward Derating Curve



Average Forward Rectified Current - Amperes versus Lead Temperature - °C

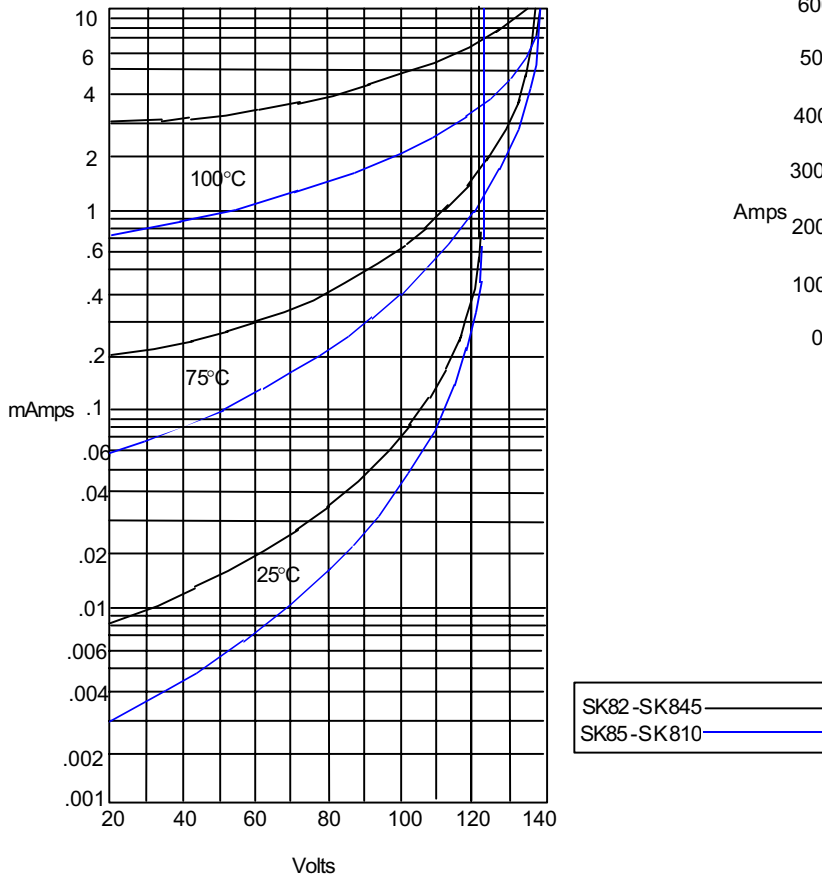
Figure 3  
Junction Capacitance



Junction Capacitance - pF versus Reverse Voltage - Volts

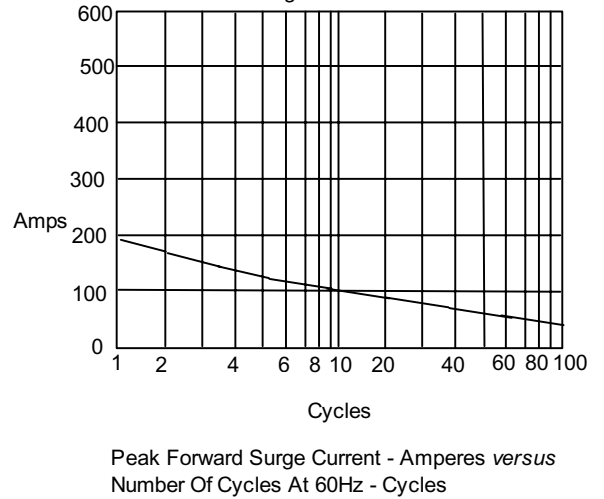
# SK82 thru SK810

Figure 4  
Typical Reverse Characteristics



Instantaneous Reverse Leakage Current - MicroAmperes *versus* Percent Of Rated Peak Reverse Voltage - Volts

Figure 5  
Peak Forward Surge Current



Peak Forward Surge Current - Amperes *versus* Number Of Cycles At 60Hz - Cycles



Micro Commercial Components

## Ordering Information

Device (Part Number)-TP	Packing Tape&Reel;1.5Kpcs/Reel
----------------------------	-----------------------------------

### \*\*\*IMPORTANT NOTICE\*\*\*

*Micro Commercial Components Corp.* reserve the right to make changes without further notice to any product herein to make corrections, modifications , enhancements , improvements , or other changes .  
*Micro Commercial Components Corp.* does not assume any liability arising out of the application or use of any product described herein; neither does it convey any license under its patent rights ,nor the rights of others . The user of products in such applications shall assume all risks of such use and will agree to hold *Micro Commercial Components Corp.* and all the companies whose products are represented on our website, harmless against all damages.

### \*\*\*APPLICATIONS DISCLAIMER\*\*\*

Products offer by *Micro Commercial Components Corp.* are not intended for use in Medical, Aerospace or Military Applications.