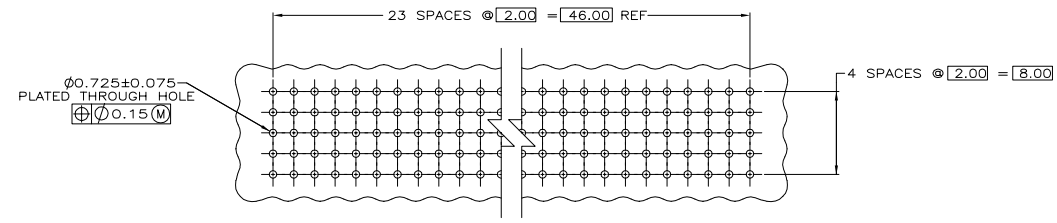
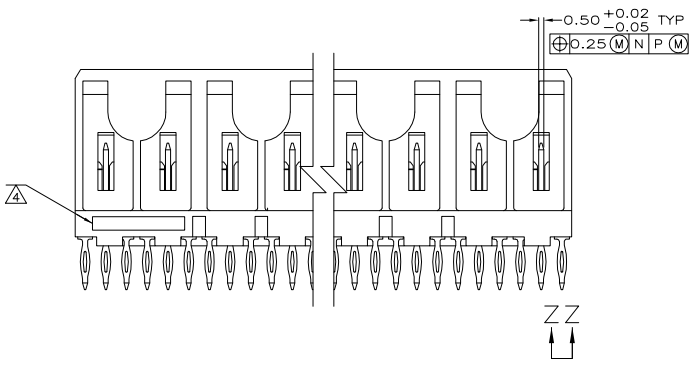
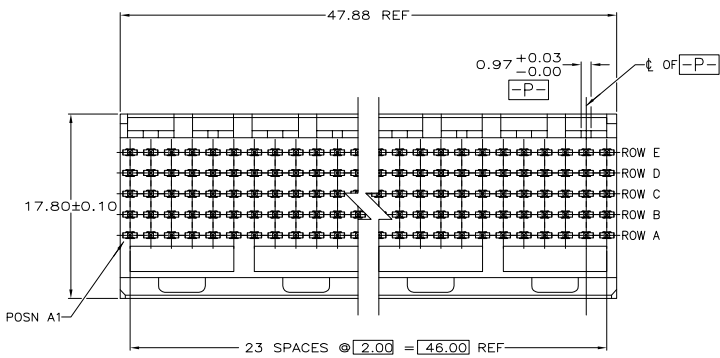
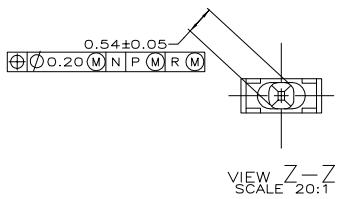


THIS DRAWING IS UNPUBLISHED. RELEASED FOR PUBLICATION  
 © COPYRIGHT BY TYCO ELECTRONICS CORPORATION. ALL RIGHTS RESERVED.

LOC	DIST	REV	DESCRIPTION	DATE	BY	APP
ES	00	B2	REVISED PER ECR-08-0032448	19DEC2009	S.W.	SY



RECOMMENDED CIRCUIT PATTERN  
(COMPONENT SIDE)



- △ HOUSING MATERIAL: LIQUID CRYSTAL POLYMER.  
COLOR: NATURAL.
- △ CONTACT MATERIAL: PHOSPHOR BRONZE.
- △ CONTACT FINISH: (B)  
UNDERPLATE (ENTIRE CONTACT):  
0.00127 MIN NICKEL PER SAE-AMS-QQ-N-290  
ON MATING SURFACES:  
CONFORMS TO ALL TESTING SPECIFIED FOR TELCORDIA  
UNCONTROLLED ENVIRONMENT.  
ON LEADS:  
0.0006 MIN MATTE TIN PER ASTM B 545 OVER UNDERPLATE.  
LUBRICATION (MIN MATING SURFACES):  
SURFACE CONDITIONER AFTER PLATING.
- △ PART MARKING, LOCATED APPROXIMATELY AS SHOWN.
- 5. SEE SHEET 2 FOR SEQUENCING CHARTS.
- △ DIMENSION APPLIES WHEN SEATED ON PRINTED CIRCUIT BOARD.
- △ SEE RESTRICTED CUSTOMER DRAWING 1-5223083-9.
- △ SEE RESTRICTED CUSTOMER DRAWING 2-5223083-0.

△	4-5223083-9
△	4-5223083-8
△	3-5223083-9
△	3-5223083-7
△	3-5223083-6
△	3-5223083-5
△	3-5223083-3
△	3-5223083-2
△	3-5223083-1
△	3-5223083-0
△	2-5223083-9
△	2-5223083-7
△	2-5223083-6
△	2-5223083-5
△	2-5223083-3
△	2-5223083-0
△	1-5223083-9
△	1-5223083-8
△	1-5223083-7
△	1-5223083-6
△	1-5223083-5
△	1-5223083-4
△	1-5223083-3
△	1-5223083-2
△	1-5223083-1
△	1-5223083-0
△	5223083-9
△	5223083-8
△	5223083-7
△	5223083-6
△	5223083-5
△	5223083-4
△	5223083-3
△	5223083-2
△	5223083-1
△	5223083-0
△	5223083-9
△	5223083-8
△	5223083-7
△	5223083-6
△	5223083-5
△	5223083-4
△	5223083-3
△	5223083-2
△	5223083-1
△	5223083-0
△	FINISH
△	PART NUMBER

SUPERSEDED BY 1-5223083-8

SUPERSEDED BY 1-5223083-7

SUPERSEDED BY 1-5223083-6

OBSOLETE

THIS DRAWING IS A CONTROLLED DOCUMENT.		DATE	BY	APP	NAME	SCALE	SIZE	QAGE CODE	DRAWING NO	RESTRICTED TO
DRAWN BY: MCMMASTER		13DEC04	SY	SY	TYCO ELECTRONICS CORPORATION	4:1	A1	00779	C=5223083	RESTRICTED TO
CHECKED BY: E.WERTZ		13DEC04	SY	SY	TYCO ELECTRONICS CORPORATION	4:1	A1	00779	C=5223083	RESTRICTED TO
APPROVED BY: E.WERTZ		13DEC04	SY	SY	TYCO ELECTRONICS CORPORATION	4:1	A1	00779	C=5223083	RESTRICTED TO
TITLE: PIN ASSEMBLY, Z-PACK 2mm FB, SIGNAL, VERTICAL, 5 ROW, 120 POSITION, SEQUENCED, WITH PRESS FIT LEADS										
MATERIAL: PHOSPHOR BRONZE										
FINISH: (B)										
WEIGHT: -										
CUSTOMER DRAWING										



THIS DRAWING IS UNPUBLISHED. RELEASED FOR PUBLICATION BY HYCO ELECTRONICS CORPORATION. ALL RIGHTS RESERVED.

Table with columns: REV ISIONS, DATE, DWG, APPR. Includes revision 1: SEE SHEET 1.

Table for part 2-5223083-3. Rows: E, D, C, B, A. Columns: 1-24. Includes CONTACT LOAD CHART.

Table for part 3-5223083-3. Rows: E, D, C, B, A. Columns: 1-24. Includes CONTACT LOAD CHART.

Table with columns: NO CONTACT, CONTACT. Rows: SS, A, WV, Y, X, J, UU, T, N, E. Includes CONTACT LETTER, ITEM NUMBER, DIM Y, DIM Z.

Table for part 2-5223083-5. Rows: E, D, C, B, A. Columns: 1-24. Includes CONTACT LOAD CHART.

Table for part 3-5223083-5. Rows: E, D, C, B, A. Columns: 1-24. Includes CONTACT LOAD CHART.

Table for part 2-5223083-6. Rows: E, D, C, B, A. Columns: 1-24. Includes CONTACT LOAD CHART.

Table for part 3-5223083-6. Rows: E, D, C, B, A. Columns: 1-24. Includes CONTACT LOAD CHART.

Table for part 2-5223083-7. Rows: E, D, C, B, A. Columns: 1-24. Includes CONTACT LOAD CHART.

Table for part 3-5223083-7. Rows: E, D, C, B, A. Columns: 1-24. Includes CONTACT LOAD CHART.

Table for part 2-5223083-9. Rows: E, D, C, B, A. Columns: 1-24. Includes CONTACT LOAD CHART.

Table for part 3-5223083-9. Rows: E, D, C, B, A. Columns: 1-24. Includes CONTACT LOAD CHART.

Table for part 3-5223083-0. Rows: E, D, C, B, A. Columns: 1-24. Includes CONTACT LOAD CHART.

Table for part 4-5223083-8. Rows: E, D, C, B, A. Columns: 1-24. Includes CONTACT LOAD CHART.

Table for part 3-5223083-1. Rows: E, D, C, B, A. Columns: 1-24. Includes CONTACT LOAD CHART.

Table for part 4-5223083-9. Rows: E, D, C, B, A. Columns: 1-24. Includes CONTACT LOAD CHART.

Table for part 3-5223083-2. Rows: E, D, C, B, A. Columns: 1-24. Includes CONTACT LOAD CHART.

Controlled document information block including dimensions, materials, and drawing details for Tyco Electronics.