

2mm PIN STRIP HEADER (Straight)

FEATURES

- Excellent for high density applications
- Minimizes PC board stacking height
- IR, Vapor Phase and Wave Solder Compatible
- Insulator standoffs reduce rework due to flux residue
- Mates with Crane's ATM sockets; JNM jumpers

STANDARD PART DIMENSIONS

MATING		SINGLE ROW	DUAL ROW
P	POST 37	3,7mm / 0.146"	3,7mm / 0.146"
	POST 40	4,0mm / 0.157"	4,0mm / 0.157"
	POST ??	See Mating Post Data (next page)	

INSULATOR BODY		SINGLE ROW	DUAL ROW
W	WIDTH	2,0mm / 0.079"	4,0mm / 0.157"
H	HEIGHT	1,5mm / 0.059"	1,5mm / 0.059"
S	STANDOFF	0,2mm / 0.008"	0,2mm / 0.008"

PC TAIL		SINGLE ROW	DUAL ROW
L	LENGTH	3,0mm / 0.118"	3,0mm / 0.118"

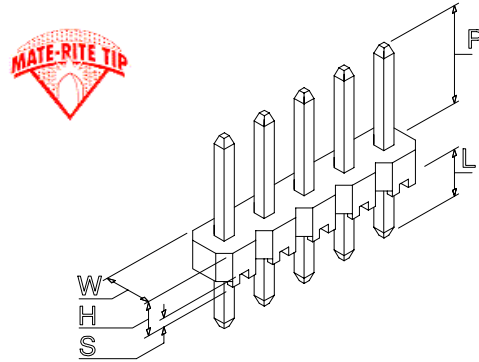
For other lengths, see Selected Options (next page)

MATERIALS

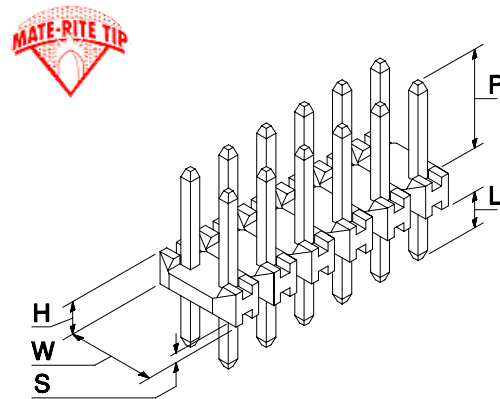
INSULATOR BODY	High Temperature Thermoplastic (UL94V-0)
POST	Phosphor Bronze

See SPECIFICATIONS and PERFORMANCE DATA for more detail

SINGLE ROW (1 to 50 Positions)

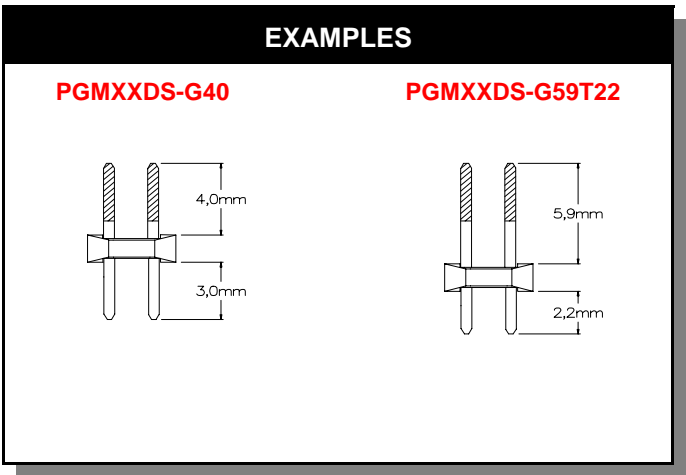


DUAL ROW (2 to 100 Positions)



SAMPLE HOTLINE: 1-800-676-7644

2,0mm (0.079") Centers 0,50mm (0.020") Square Mating Posts	HOW TO ORDER CRANE'S PGM SERIES							
	STANDARD PART NUMBER							OPT
				--				
PRODUCT SERIES	PGM							
TOTAL NUMBER OF POSITIONS	SINGLE	01-50						
	DUAL	02-100						
NUMBER OF ROWS	SINGLE	S						
	DUAL	D						
TYPE OF HEADER	STRAIGHT		S					
PLATING (See Specs At Bottom Of Page)	G,T or H, L, F							
Due to the number of options, not all platings are stocked for all pin lengths. Contact factory for availability.								
MATING POST DATA	MATING POST LENGTH							
							3,7 mm	37
							4,0mm	40
							Post Length Needed (in tenths of mm's)	??
SELECTED TAIL OPTIONS OPTIONS (If other than 3,0mm Standard)					TAIL LENGTH			
					2,3mm			T23
					4,3mm			T43
					Tail Length Needed (in tenths of mm's)			T??



SAMPLE HOTLINE: 1-800-676-7644

CRANE CONNECTORS - PLATING SPECIFICATIONS

PLATING OPTIONS		CONTACT AREA Inches (Millimeters)	PC TAIL Inches (Millimeters)	UNDERPLATE Inches (Millimeters)
G	Selective	15 μ " (0,00038) Gold	100 μ " (0,00254) Tin/Lead - Min	50 μ " (0,00127) Nickel - Min.
T	Tin / Lead	100 μ " (0,00254) Tin / Lead	100 μ " (0,00254) Tin/Lead - Min	50 μ " (0,00127) Nickel - Min.
M	Selective	50 μ " (0,00127) Gold	100 μ " (0,00254) Tin/Lead - Min	50 μ " (0,00127) Nickel - Min.
H	Selective	30 μ " (0,00076) Gold	100 μ " (0,00254) Tin/Lead - Min	50 μ " (0,00127) Nickel - Min.
L	Selective	10 μ " (0,00025) Gold	100 μ " (0,00254) Tin/Lead - Min	50 μ " (0,00127) Nickel - Min.
F	Selective	3 μ " (0,00008) Gold	100 μ " (0,00254) Tin/Lead - Min	50 μ " (0,00127) Nickel - Min.

STANDARDS

ISO9001



Crane Connectors
File No. A-3620

Registered by UL to ISO9001 under UL's accreditation by Raad voor de Certificatie (RvC), the Dutch Council for Certification.

ENGINEERING NOTE: The information presented in this catalog page is accurate to the best of our knowledge. Due to ongoing efforts to advance design and material performance, the information is subject to change without notice.

SAMPLE HOTLINE: 1-800-676-7644

CRANE CONNECTORS • 4700 Smith Road • Cincinnati, Ohio 45212 USA • E-mail Address: info@craneconnectors.com
Phone: (513) 631-4700 • Fax (513) 631-5700 • Toll Free US (800) 676-7644 • Canada (800) 420-7310