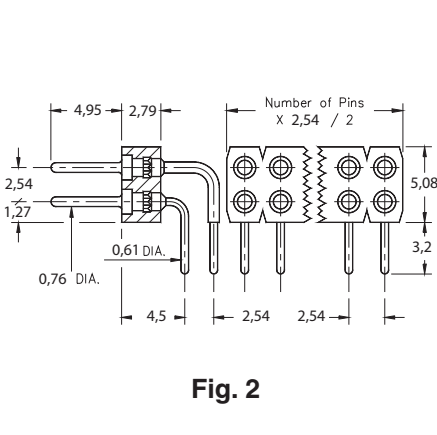

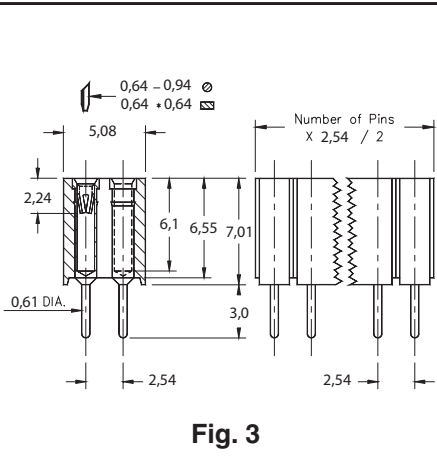


- Receptacles accept 0,76 diameter and 0,64 square pins.
- Pin interconnects available with straight (M-M# 7007) or right angle (M-M# 5005, 5107) solder tails. (See page 173 for details)
- Sockets are available with straight (M-M# 1304) or right angle (M-M# 1305, 1306) solder tails. (See pages 146 & 147 for details)



Ordering Information	
Fig. 1	Series 802...10-001 Straight Pin Header 802-XX-0__-10-001000 Specify # of pins → 02-64
	Series 802...20-001 Right Angle Pin Header 802-XX-0__-20-001000 Specify # of pins → 02-64



	XX= Plating Code See Below	<i>For RoHS compliance, select plating code. For the gold option (XX=10) also change part number from 802-XX-0XX-X0-001000 to 802-10-0XX-X0-001100</i>			
SPECIFY PLATING CODE XX=	10 	90	40 		
Pin Plating	0,25µm Au	5,08µm Sn/Pb	5,08µm Sn		

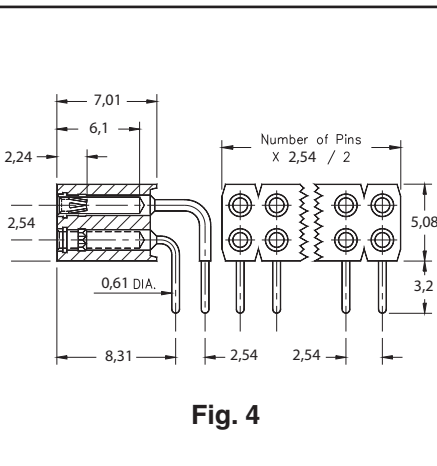


Fig. 3	Series 803...10-001 Straight Socket 803-XX-__-10-001000 Specify # of pins → 002-100
	Series 803...20-001 Right Angle Socket 803-XX-__-20-001000 Specify # of pins → 002-100

	XX= Plating Code See Below				
SPECIFY PLATING CODE XX=	13 	93	99	43 	44
Sleeve (Pin)	0,25µm Au	5,08µm Sn/Pb	5,08µm Sn/Pb	5,08µm Sn	5,08µm Sn
Contact (Clip)	0,76µm Au	0,76µm Au	5,08µm Sn/Pb	0,76µm Au	5,08µm Sn