

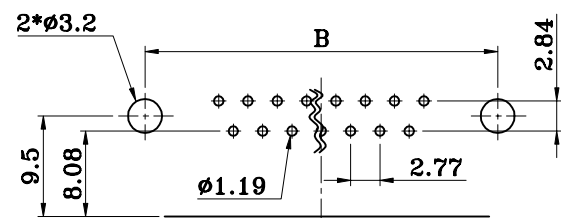
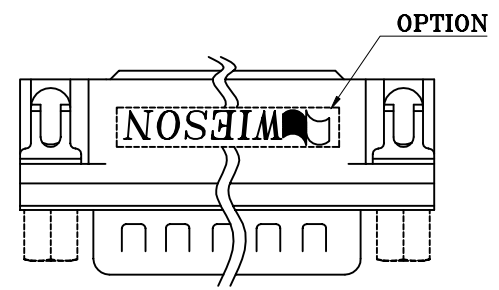
REV	DATE	DESCRIPTION	ECN NO.	NAME
A	00.05.02	NEW RELEASE		TINA

3172 SERIES D-SUB CONNECTORS RIGHT ANGLE 8.08mm FOOT PRINT

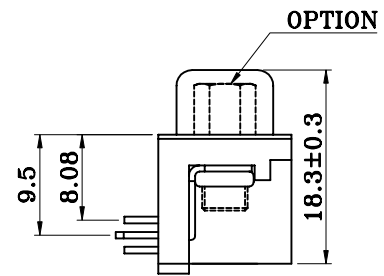
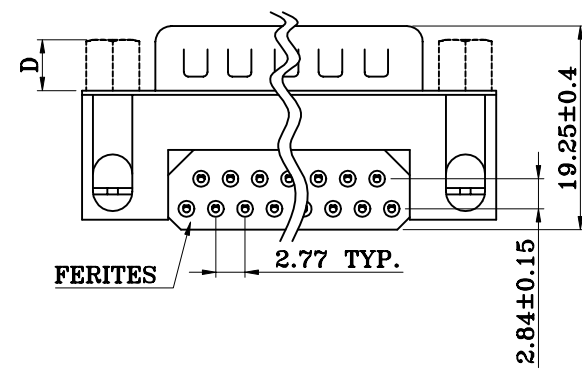
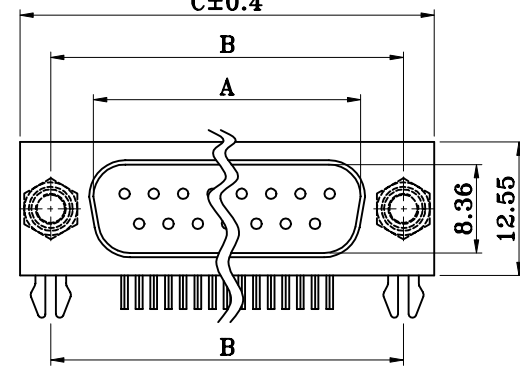
MATERIAL

HOUSING : THERMOPLASTIC (UL94V-0)
 TERMINAL : COPPER ALLOY
 SHELL : STEEL
 BRACKET : COPPER ALLOY , NICKEL PLATED
 RIVET : COPPER ALLOY , NICKEL PLATED

NO. OF CONTACTS	A	B	C
09M	16.92	24.99	30.80
15M	25.25	33.32	39.10
25M	38.96	47.04	53.00
37M	55.42	63.50	69.32



EDGE
RECOMMENDED P.C.BOARD HOLE LAYOUT



	D	INNER SCREW THREAD	OUTER SCREW THREAD
S:SS6-A47511848	4.8		
1:SS6-A47512862	6.2		
2:SS6-A47513058	5.8	#4-40 UNC	#4-40 UNC
3:SS6-A47511848A	4.8		
4:SS6-A47510148	4.8		
5:SS6-B47512862	6.2	M2.6	#4-40 UNC

ORDER INFORMATION

3172 - ** M A * * * *

0925
1537

M:MALE

A:WITH HARPOON GROUNDING BRACKET & #4-40 UNC THREADED RIVETED INSERT

Z:ZINC YELLOW
T:TIN
N:NICKEL

W:WIESON MARK
N:NO MARK

X:WITHOUT JACK SCREW

S:SS6-A47511848
1:SS6-A47512862
2:SS6-A47513058
3:SS6-A47511848A
4:SS6-A47510148
5:SS6-B47512862

F1:GOLD FLASH
S1:GOLD FLASH

NOTE:P.C.B LAYOUT TOLERANCE:±0.05mm

GENERAL TOLERANCE ±0.25mm GENERAL ANGLE TOLERANCE ±3° 	WIESON ELECTRONIC CO., LTD <small>WIESON</small>		PART NO.: 3172-** M A * * * *	
	DRAWN BY	TINA (WST)	DRAWING NO.	3172-007
	CHECKED BY	CHYN	DRAWING SIZE	2 : 1 A3
	APPROVED BY	KEVN	UNIT	mm
	SORTING NO.	P1142 (WST)	PAGE	1 OF 1

已發行

[ARTICLE: 044033 V1]