

# SPECIFICATIONS

## Mechanical

Contact Retention Force: 0.68Kgf Min.

## Electrical

Voltage Rating: 50V

Current Rating: 2A max. per pin

Dielectric Withstanding Voltage: 500V AC

Insulation Resistance: 1000MΩ min.

Contact Resistance: 30Miliiohms max. initial

## Physical

Housing: Thermoplastic, UL 94V-0 Rating

Housing Color: See "ORDERING INFORMATION"

Contact: Copper alloy

Plating: See "ORDERING INFORMATION"

Operating Temperature: -40 to +105

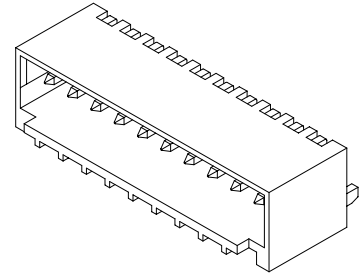
# Header

HS71 Series

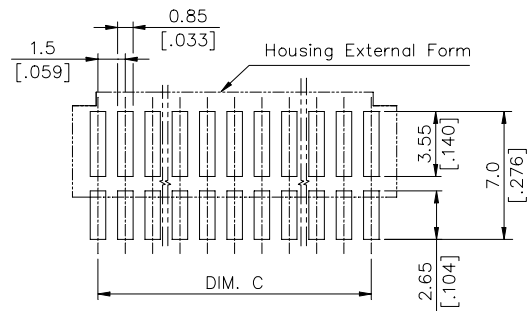
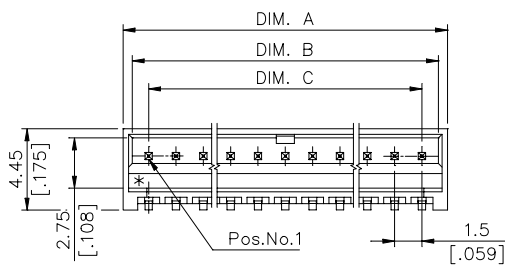
Vertical, SMT Type

Plug

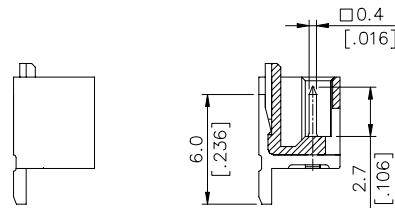
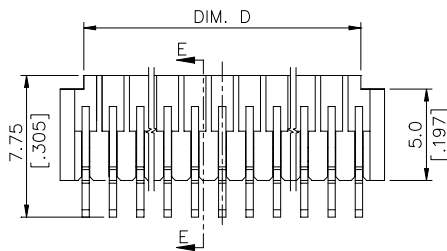
1.50mm [.059"] Pitch



# DRAWING



RECOMMENDED P.C.B. LAYOUT



SEC: E-E

# ORDERING INFORMATION

PRODUCT No. : H S 7 1 \* \* \* - \*

Header

SMT Type

Termination&Contact Type

No. Of Pos.

02=2 Pos.

03=3 Pos.

⋮

15=15 Pos.

Housing color  
NONE= WHITE COLOR  
B=BLACK COLOR

Contact Area Plating  
E = TIN PLATING WITH RoHS Compliance  
F=Gold Flash With RoHS Compliance  
V=15u" Min. Gold With RoHS Compliance  
H=30u" Min. Gold With RoHS Compliance

HS7108*-*	8/16	13.30 [.524]	12.30 [.484]	10.50 [.413]	10.70 [.421]
HS7105*-*	5/10	8.80 [.346]	7.80 [.307]	6.00 [.236]	6.20 [.244]
HS7104*-*	4/8	7.30 [.287]	6.30 [.248]	4.50 [0.177]	4.70 [.185]
HS7103*-*	3/6	5.80 [.228]	4.80 [.189]	3.00 [.118]	3.20 [.126]
HS7102*-*	2/4	4.30 [.169]	3.30 [.130]	1.50 [.059]	1.70 [.067]
P/N	POS.	DIM. A	DIM. B	DIM. C	DIM. D