

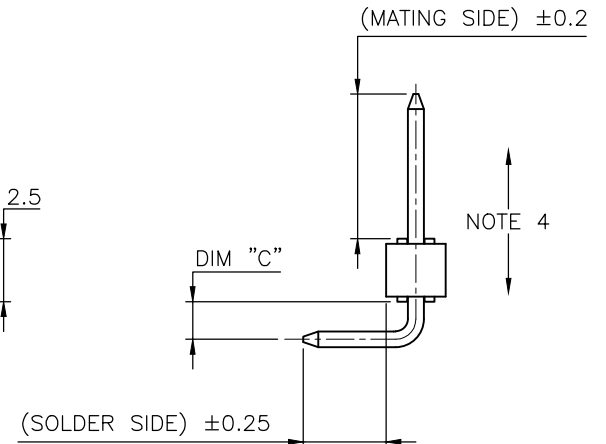
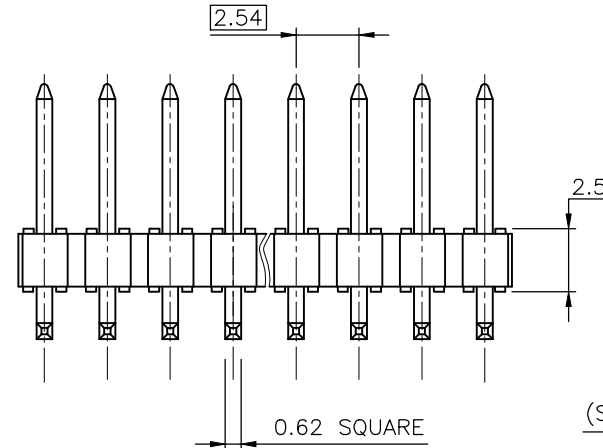
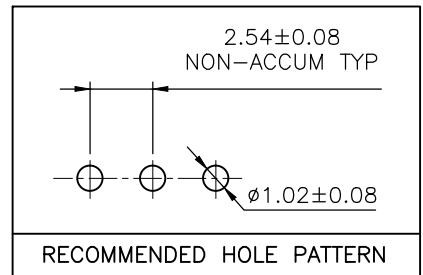
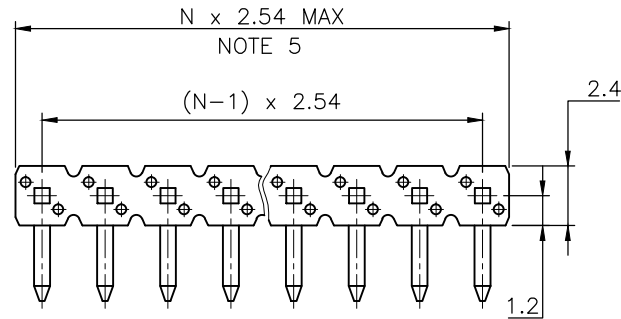
PRODUCT NUMBER

77315-YXX-XXLF

- INDICATES THE PRODUCT IS RoHS COMPATIBLE, SEE NOTE 7
- TOTAL NB OF POSITIONS 01 TO 36
- PACKAGING, NOTE 3
- PIN STYLE SEE SHEET 2
- PLATING SEE SHEET 2

NOTES:

1. HOUSING MAT'L : HIGH TEMPERATURE THERMOPLASTIC. UL94V-0 COLOR: BLACK
2. PIN MATERIAL : PHOSPHOR BRONZE
3. PACKAGING:
 - PACKAGING POLYBAG
 - "V" BLIBOX PACK FOR VALEO
4. 9N MIN RETENTION IN EITHER DIRECTION
5. TO DETERMINE DIMENSIONS :
N = NUMBER OF POSITIONS PER ROW
EXAMPLE : 8 POS N x 2.54 = 20.32mm
6. UNDERPLATING : 1.27µm Ni MIN
7. RoHS COMPATIBLE PRODUCT SPECIFICATIONS
 - a - PLATING:
 - "LF" MEANS THE PRODUCT IS LEAD-FREE, 2µm MINIMUM MATTE TIN OVER 1.27µm MINIMUM NICKEL UNDERPLATE.
 - b - MANUFACTURING PROCESS COMPATIBILITY
 - THE HOUSING WILL WITHSTAND EXPOSURE TO 260°C ±5°C SOLDER BATH TEMPERATURE FOR 5 SECONDS IN A WAVE SOLDER APPLICATION WITH A 1.6mm MIN THICK CIRCUIT BOARD.
 - c - LABELING:
 - MEETS PACKAGING SPECS AS PER GS-14-920
 - d - LEGAL STATEMENT: SEE GS-47-0004



mat'l. code		surface		tolerance		projection		product family	
SEE NOTES		ISO 1302 ✓		ISO 406 ISO 1101		mm		BERGSTIK	
ltr	ecn no	dr	date	tolerances unless otherwise specified		mm		title	
AK	B-15093	JCO	13.06.28	angles	.x ±0.3	mm		UNSHR.HEADER	
AL	B-15388	LMU	13.07.31	linear	.xx ±0.15	mm		RA SR TMT	
AM	B16178	JCO	13.10.31		.xxx ±0.05	scale 5:1		dwg no	
AN	B-17109	JCO	14.03.06	dr	D.LE	01.01.24		sheet 1 of 2	
AP	B-17839	JCO	14.06.03	enrg	JM.C	01.01.24		size	
				chr	JM.C	01.01.24		77315	
AJ	F12-0095	LMU	12.10.25	appd	JF.N	01.01.24		A3	
sheet	revision	AP	AL					type	
index	sheet	1	2					CUSTOMER Drawing	

PLATING

- 1 = 0.76µm GOLD/GXT ON CONTACT AREA 3.81µm TIN-LEAD ON TAIL
- 4 = 3.81µm TIN-LEAD ON CONTACT AREA 3.81µm TIN-LEAD ON TAIL
- 8 = 0.38µm GOLD/GXT ON CONTACT AREA 3.81µm TIN-LEAD ON TAIL
- G = 0.76µm FULL GXT
- S = 0.38µm FULL GXT
- 1.27µm NICKEL MIN UNDERLAYER FOR ALL PLATING VERSIONS
- WHEN "LF" IS REQUIRED, 2µm MATTE TIN OVER 1.27µm MIN NICKEL PROVIDED INSTEAD OF TIN-LEAD

PRODUCT SPECIFICATIONS				
PIN	STYLE	MATING	SOLDER	DIM "C"
01		5.72	2.57	1.5
02		5.72	5.11	1.5
07		5.72	5.11	3.9
13		5.72	3.45	1.5
18		5.84	3.05	1.5
22		11.71	3.2	1.5
24		6.75	2.85	1.5
25		8.07	3.05	1.5
26		8.2	12.6	1.5
27		5	3.9	1.5
28		3.1	3.1	1.5
29		9.7	2.90	1.5
30		8.30	4.40	1.5
31		11.70	2.80	1.5
32		8.90	3.05	1.5
33		10.20	3.05	1.5
34		10.00	3.25	1.5
35		5.72	12.73	1.5
36		N/A		
37		N/A		
38		8.51	5.51	1.5
39		9.80	9.30	1.5
40		8.13	2.54	3.90
41		14.20	3.05	1.5
42		9.00	7.20	1.5
43		8.08	2.79	1.5
44		15.70	2.79	1.5



Copyright FCI

mat'l. code		surface		tolerance		projection		product family	
SEE NOTES		ISO 1302 ✓		ISO 406 ISO 1101				BERGSTIK	
ltr	ecn no	dr	date	tolerances unless otherwise specified				title	
AG	F12-0095	LMU	12.10.25	angles	linear	mm		UNSHR.HEADER	
AH	B-15093	JCO	13.06.28			scale 5:1		RA SR TMT	
AJ	B-15388	LMU	13.07.31					dwg no	
AK	B-16178	JCO	13.10.31	dr	D.LE	01.01.24		sheet 2 of 2 size	
AL	B-17109	JCO	14.03.06	enr	JM.C	01.01.24		77315 A3	
AF	F12-0060	LMU	12.06.07	chr	JM.C	01.01.24		type CUSTOMER Drawing	
				appd	JF.N	01.01.24			
sheet	revision								
index	sheet								