

SCHOTTKY BARRIER RECTIFIERS

T-03-21

94 DE 2848793 0000268 0

OPERATING TEMPERATURE RANGE

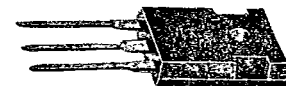
20 to 45V -65°C to +125°C

50 and 60V -65°C to +150°C

STORAGE TEMPERATURE RANGE -65°C to +150°C

TYPE	Maximum Peak Reverse Voltage	Maximum Average Rectified Current @ Half-Wave Resistive Load 60Hz		Maximum Forward Peak Surge Current @ 8.3ms Superimposed	Maximum Reverse Current @ PRV		Maximum Forward Voltage @ 25°C T _A	
	PRV	I _o @ T _C		I _{FM} (Surge)	I _R @ T _C		I _{FM}	V _{FM}
	V _{PK}	AAV	°C	A _{PK}	mAdc	°C	A _{PK}	V _{PK}

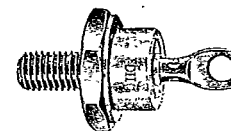
40/50 AMPERES SCHOTTKY/TO-3P



SR4020	20	40	95	300	10	25	20	0.7
SR4030	30	40	95	300	10	25	20	0.7
SR4040	40	40	95	300	10	25	20	0.7
SR4050	50	40	125	300	10	25	20	0.8
SR5020	20	50	100	400	10	25	25	0.55
SR5030	30	50	100	400	10	25	25	0.55
SR5040	40	50	125	400	10	25	25	0.55
SR5050	50	50	125	400	10	25	25	0.65

NOTE: 1. Standard Type = Common Cathode, Common Anode = Suffix "A", Doubler Connection = Suffix "D".

2. PIV Rating 60V Available By Special Order.

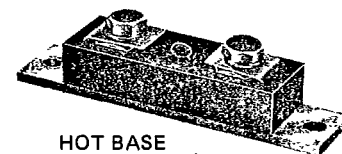


60/75 AMPERES SCHOTTKY/DO-5

NSD6020	20	60	120	800	10	25	60	*0.60
NSD6030	30	60	120	800	10	25	60	*0.60
NSD6035	35	60	120	800	10	25	60	*0.60
NSD6040	40	60	120	800	10	25	60	*0.60
NSD6045	45	60	120	800	10	25	60	*0.60
NSD6050	50	60	120	800	10	25	60	*0.60
NSD7520	20	75	120	1000	10	25	75	**0.56
NSD7530	30	75	120	1000	10	25	75	**0.56
NSD7535	35	75	120	1000	10	25	75	**0.56
NSD7540	40	75	120	1000	10	25	75	**0.56
NSD7545	45	75	120	1000	10	25	75	**0.56
NSD7550	50	75	120	1000	10	25	75	**0.56

NOTE: 1. *V_F TEST @ T_C = 125°C, **V_F TEST @ T_C = 150°C.

2. Suffix "R" for Reverse Polarity.



120/200 AMPERES SCHOTTKY MODULE/TO-244 (SRM)

HOT BASE

SRM1220	20	120	100	900	20	25	120	0.89
SRM1230	30	120	100	900	20	25	120	0.89
SRM1235	35	120	100	900	20	25	120	0.89
SRM1240	40	120	100	900	20	25	120	0.89
SRM1245	45	120	100	900	20	25	120	0.89
SRM1250	50	120	100	900	20	25	120	0.89
SRM2020	20	200	125	2000	40	25	200	0.80
SRM2030	30	200	125	2000	40	25	200	0.80
SRM2035	35	200	125	2000	40	25	200	0.80
SRM2040	40	200	125	2000	40	25	200	0.80
SRM2045	45	200	125	2000	40	25	200	0.80
SRM2050	50	200	125	2000	40	25	200	0.80

NOTE: Standard Type = Common Cathode, Common Anode = Suffix "A", Doubler Connection = Suffix "D".