



Connectors > PCB Connectors > PCB Headers & Receptacles



PCB Connector Assembly Type: **PCB Mount Header**

PCB Mount Orientation: **Vertical**

Connector System: **Board-to-Board**

Number of Positions: **58**

Number of Rows: **2**

Features

Product Type Features

PCB Connector Assembly Type	PCB Mount Header
Connector System	Board-to-Board
Header Type	Unshrouded
Sealable	No
Connector & Contact Terminates To	Printed Circuit Board

Configuration Features

Stackable	Yes
PCB Mount Orientation	Vertical
Number of Positions	58
Number of Rows	2
Board-to-Board Configuration	Parallel

Electrical Characteristics

Insulation Resistance	5000 MΩ
-----------------------	---------

Body Features

Primary Product Color	Black
-----------------------	-------

Contact Features

Contact Mating Area Length	2.79 mm[.109 in]
Mating Square Post Dimension	.64 mm[.025 in]
	100 – 200 μin

PCB Contact Termination Area Plating Material Finish	Bright
Contact Shape & Form	Square
Contact Mating Area Plating Material Finish	Bright
PCB Contact Termination Area Plating Material	Tin-Lead
Contact Base Material	Brass
Contact Mating Area Plating Material	Tin-Lead
Contact Mating Area Plating Material Thickness	2.54 – 5.08 μm [100 – 200 μin]
Contact Type	Pin
Contact Current Rating (Max)	3 A
Termination Features	
Square Termination Post & Tail Dimension	.64 mm[.025 in]
Termination Post & Tail Length	3.05 mm[.12 in]
Termination Method to Printed Circuit Board	Through Hole - Solder
Mechanical Attachment	
Mating Alignment	Without
PCB Mount Retention	Without
PCB Mount Alignment	Without
Connector Mounting Type	Board Mount
Housing Features	
Centerline (Pitch)	2.54 mm[.1 in]
Housing Material	Thermoplastic
Dimensions	
Row-to-Row Spacing	2.54 mm[.1 in]
Stack Height	27.94 mm[1.1 in]
PCB Thickness (Recommended)	1.4 mm[.055 in]
Usage Conditions	
Operating Temperature Range	-65 – 125 $^{\circ}\text{C}$ [-85 – 257 $^{\circ}\text{F}$]
Operation/Application	
Assembly Process Feature	None
Circuit Application	Signal
Industry Standards	
Approved Standards	CSA LR7189, UL E28476

UL Flammability Rating

UL 94V-0

Packaging Features

Packaging Type

Package

Product Compliance

[For compliance documentation, visit the product page on TE.com>](#)

EU RoHS Directive 2011/65/EU

Not Compliant

EU ELV Directive 2000/53/EC

Compliant with Exemptions

China RoHS 2 Directive MIIT Order No 32, 2016

Restricted Materials Above Threshold

EU REACH Regulation (EC) No. 1907/2006

Current ECHA Candidate List: JUNE 2023 (235)
 Candidate List Declared Against: JAN 2023 (233)
 SVHC > Threshold:
 Pb (13% in Component Part)
Article Safe Usage Statements:
 Do not eat, drink or smoke when using this product. Wash thoroughly after handling. Recycle if possible and dispose of the article by following all applicable governmental regulations relevant to your geographic location.

Halogen Content

Not Low Halogen - contains Br or Cl > 900 ppm.

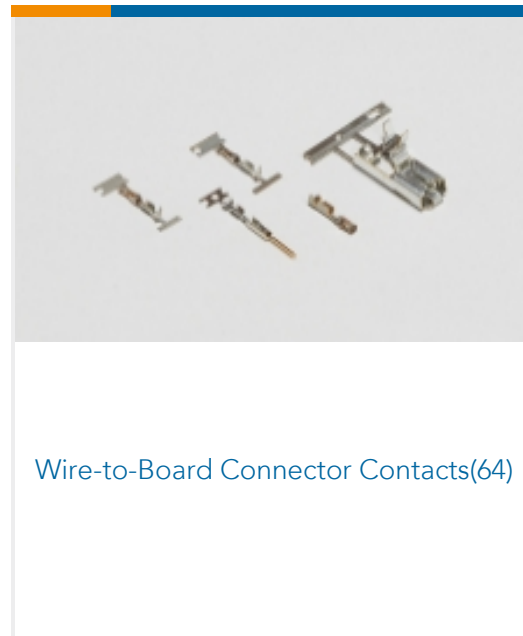
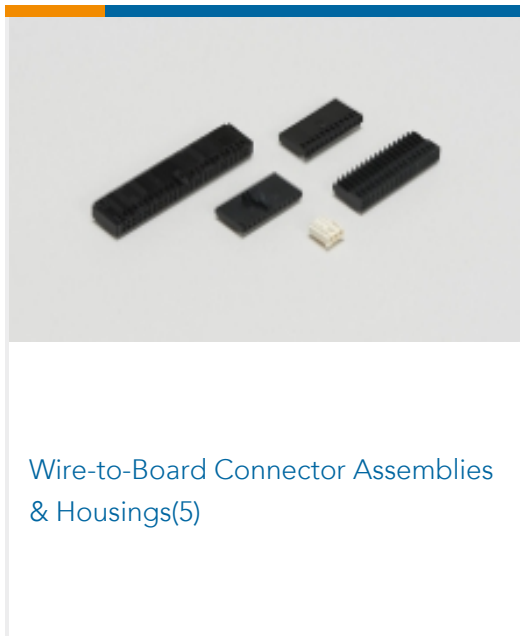


Solder Process Capability

Wave solder capable to 240°C

Product Compliance Disclaimer

This information is provided based on reasonable inquiry of our suppliers and represents our current actual knowledge based on the information they provided. This information is subject to change. The part numbers that TE has identified as EU RoHS compliant have a maximum concentration of 0.1% by weight in homogenous materials for lead, hexavalent chromium, mercury, PBB, PBDE, DBP, BBP, DEHP, DIBP, and 0.01% for cadmium, or qualify for an exemption to these limits as defined in the Annexes of Directive 2011/65/EU (RoHS2). Finished electrical and electronic equipment products will be CE marked as required by Directive 2011/65/EU. Components may not be CE marked. Additionally, the part numbers that TE has identified as EU ELV compliant have a maximum concentration of 0.1% by weight in homogenous materials for lead, hexavalent chromium, and mercury, and 0.01% for cadmium, or qualify for an exemption to these limits as defined in the Annexes of Directive 2000/53/EC (ELV). Regarding the REACH Regulation, the information TE provides on SVHC in articles for this part number is based on the latest European Chemicals Agency (ECHA) 'Guidance on requirements for substances in articles' posted at this URL: <https://echa.europa.eu/guidance-documents/guidance-on-reach>

Also in the Series | [AMPMODU Headers](#)



Customers Also Bought



Documents

[CAD Files](#)

[3D PDF](#)

[3D](#)

[Customer View Model](#)

[ENG_CVM_CVM_2-146505-9_A.2d_dxf.zip](#)

English

[Customer View Model](#)

[ENG_CVM_CVM_2-146505-9_A.3d_igs.zip](#)



English

Customer View Model

[ENG_CVM_CVM_2-146505-9_A.3d_stp.zip](#)

English

By downloading the CAD file I accept and agree to the [Terms and Conditions](#) of use.

Datasheets & Catalog Pages

[AMPMODU Interconnection System](#)

[AMPMODU Interconnection System](#)

English