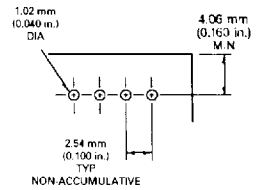
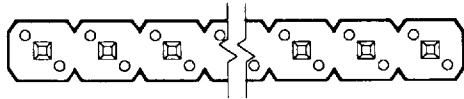
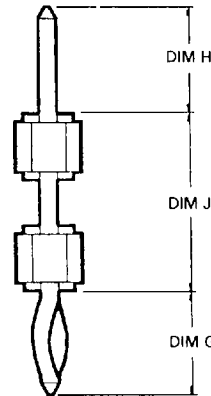
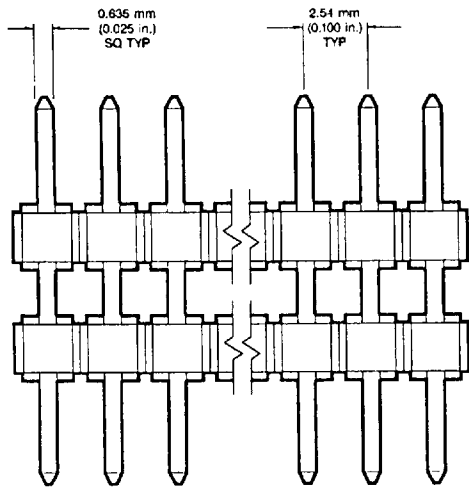


Description

1-Row Railroad Track BergStik® II Headers Retentive Leg



RECOMMENDED HOLE PATTERN



A182366-0082

Base number specifies
pin length and style

These digits specify total
number of positions (4
through 36 available)

Ordering Data

This digit specifies
plating

High temperature
plastic

□ □ □ □ □ - X Y Y H

0.76 μ m (30 μ in.) gold over 1.27 μ m (50 μ in.) nickel
0.38 μ m (15 μ in.) gold over 1.27 μ m (50 μ in.) nickel
1.27 μ m (50 μ in.) gold over 1.27 μ m (50 μ in.) nickel

-1YY
-2YY
-3YY

3.81 μ m (150 μ in.) tin-lead
0.38 μ m (15 μ in.) GXT™ over 1.27 μ m (50 μ in.) nickel
0.76 μ m (30 μ in.) GXT™ over 1.27 μ m (50 μ in.) nickel

-4YY
-5YY
-6YY

Plating

Part Numbers	Dimensions					
	H-Mating Length		G-Tail Length		J-Height Above Board	
	mm	in.	mm	in.	mm	in.
95611-XYHH	2.79	0.110	3.05	0.120	6.86	0.270
95179-XYHH	2.79	0.110	3.05	0.120	10.41	0.410
94510-XYHH	2.84	0.112	3.05	0.120	14.99	0.590
86504-XYHH	3.05	0.120	3.05	0.120	5.08	0.200
87446-XYHH	3.05	0.120	3.05	0.120	15.24	0.600
87447-XYHH	3.05	0.120	3.05	0.120	19.05	0.750
71279-XYHH	5.84	0.230	3.05	0.120	5.69	0.224
87917-XYHH	6.35	0.250	3.05	0.120	9.14	0.360
89695-XYHH	7.11	0.280	3.05	0.120	13.72	0.540
87038-XYHH	7.62	0.300	3.05	0.120	10.41	0.410
87231-XYHH	7.62	0.300	3.05	0.120	14.73	0.580
94619-XYHH	10.16	0.400	3.05	0.120	7.62	0.300
90228-XYHH	11.43	0.450	3.05	0.120	22.35	0.880

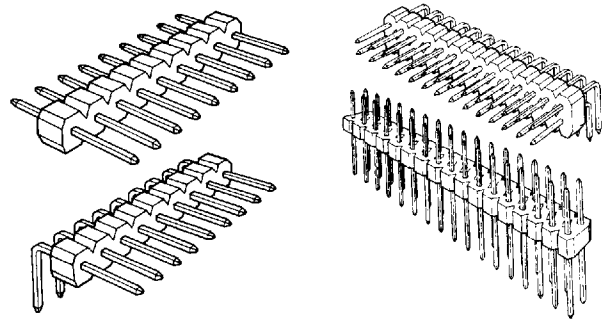
Ordering data shown is for our standard product offering. for non-standard or custom products, contact your authorized Berg Electronics representative.

13

Unshrouded Headers

2.54 x 2.54 mm (0.100 x 0.100 in.)
Centerlines

BergStik® II Headers
BergCon® System



A183396-0775

Features

- 1-Row: 1 through 36 total positions.
2-Row: 2 through 72 total positions.
3-Row: 9 through 108 total positions.
- End-to-end and side-to-side stackable on 2.54 mm (0.100 in.) centerlines.
- Can be manually broken to the desired length.
- Drawn (not stamped) 0.64 mm (0.025 in.) square wire presents four surfaces of equal quality.
- Standoffs allow cleaning to eliminate soldering contaminants.
- Optional retention tail provides 2.224 N (0.5 lbf) minimum retention prior to soldering on 1.58 mm (0.062 in.) thick pc boards.
- High-temperature plastic for infra-red soldering operations.
- Available with gold, GXT™ (palladium nickel alloy with gold flash) and tin-lead platings.

Options

- Advanced ground.
- Retentive leg solder tails.
- Custom polarization available.

Mating Data


Mates with 0.64 mm (0.025 in.) compatible receptacles on 2.54 mm (0.100 in.) centerlines.


Berg Electronics Products	Page
▪ Card Connectors	13-122, 13-132, and 13-136
▪ PV™/Mini-latch Housing	13-4 and 13-16
▪ Quickie III™	23-4
▪ Clincher™	20-2
▪ Mini-jump™	13-44

Specifications

- MIL-G-45204
- MIL-P-55110
- MIL-P-81728
- QQ-W-343
- ASTM B-159

Approvals and Certifications

 File no. E66906

 File no. LR46923

Application Equipment

Description	Page
▪ Cutting tool HT-320	13-69

Technical Data

Materials

- Housing material High temperature, Glass-filled PCT (UL 94 V-0)
 - ▶ Color Black
 - ▶ Applicable soldering processes Wave, Vapor-phase, IR reflow
- Pin Phosphor-bronze

Plating

- Underplate 1.27 µm (50 µin.) nickel
- Finish 0.38 µm (15 µin.) gold or 0.76 µm (30 µin.) gold or 1.27 µm (50 µin.) gold or 0.38 µm (15 µin.) GXT™ or 0.76 µm (30 µin.) GXT™
- Finish 3.81 µm (150 µin.) tin-lead

Electrical Performance

- Insulation resistance 5000 MΩ min
- Withstanding voltage 1500 V ac rms (sea level)

- Current rating 3 amp continuous

Mechanical Performance

- Retentive leg insertion force* >44.48 N (10 lbf) max*
- Retentive leg connector retention 2.22 N (0.5 lbf) min*
- Contact retention (pin to housing) 8.88 N (2 lbf)

Operating Environment

- Temperature range -65°C to +130°C

Packaging

- Antistatic Bags
- Antistatic Tubes available on selected part numbers

*Per retentive pin-pair.

Customer Support Materials

Description	Order No.	Description	Order No.
Customer Product Drawings	By Part Number	Product Samples	Upon Request
Product Specifications	BUS-12-050	Test Data	Upon Request
Product Substitutions	Contact Technical Support		

■ 9005411 0002556 668 ■