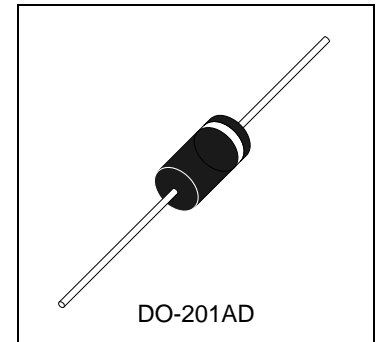




HSR320 thru HSR3100

Schottky Barrier Rectifiers
(Reverse Voltage 20 to 100V, Forward Current 3A)



Features

- Low Forward Voltage Drop
- High Current Capability
- High Reliability
- High Surge Current Capability

Mechanical Data

- Cases: DO-201AD molded plastic body
- Epoxy: UL 94V-0 rate flame retardant
- Lead: Axial leads, solderable per MIL-STD-750, Method 2026 guaranteed
- Polarity: Color band denotes cathode end
- High temperature soldering guaranteed: 250°C/10seconds/.375"(9.5mm) lead lengths at 5lbs.(2.3kg) tension
- Weight: 1.12gram

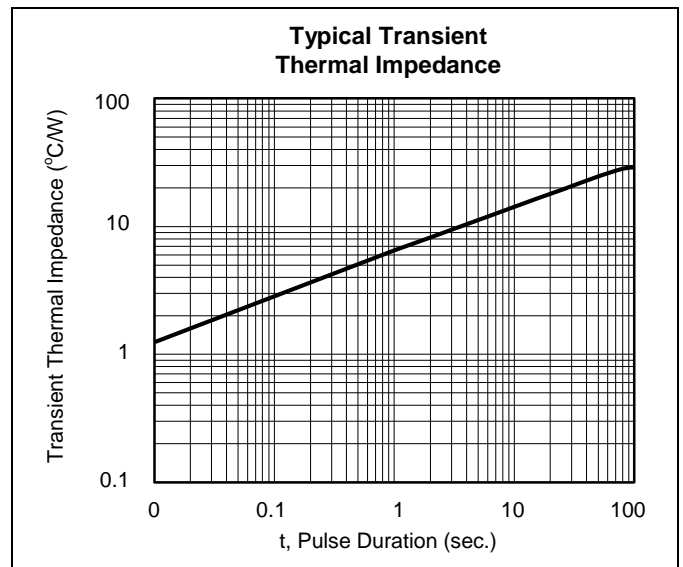
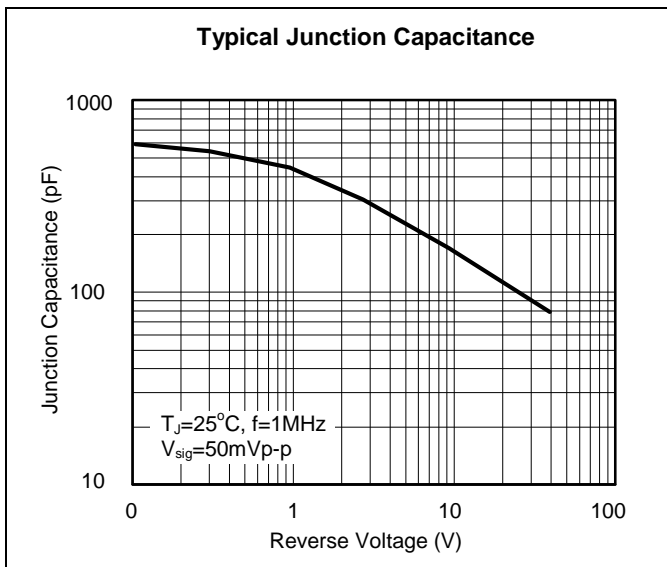
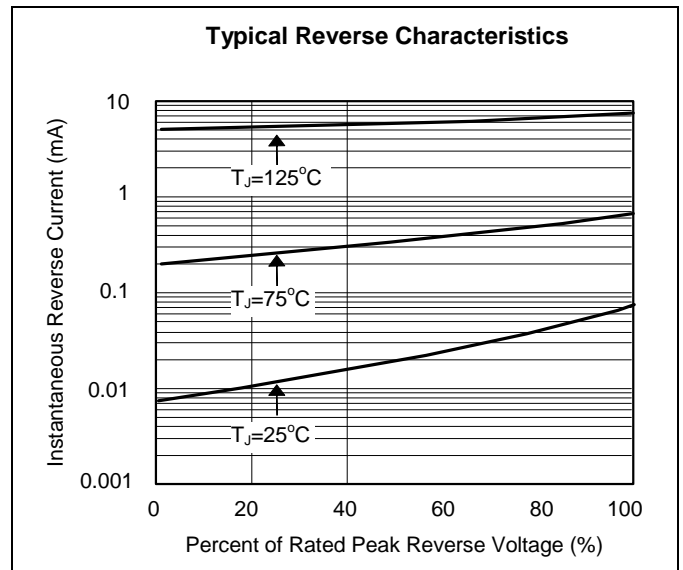
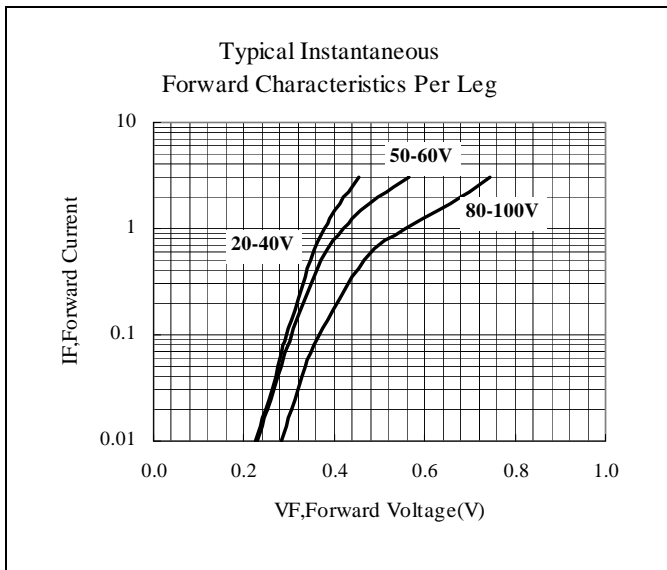
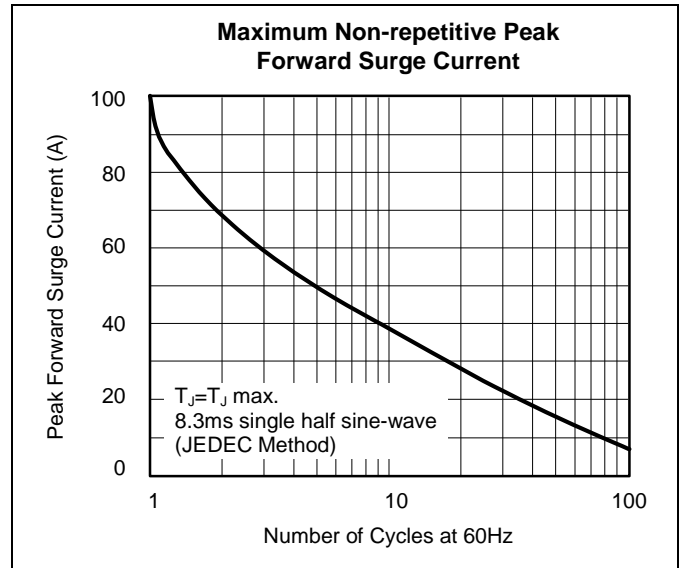
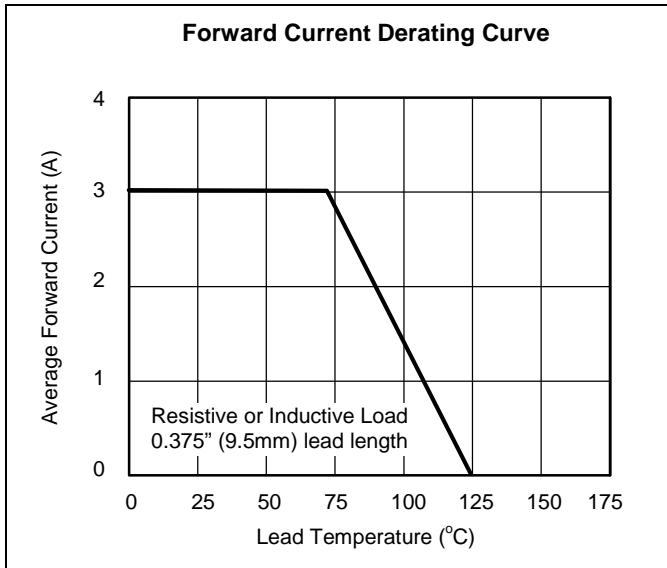
Maximum Ratings & Electrical Characteristics

Ratings at 25°C ambient temperature unless otherwise specified.
Single phase, half wave, 60 Hz, resistive or inductive load. For capacitive load. Derate current by 20%.

Ratings	Symbol	HSR 320	HSR 330	HSR 340	HSR 350	HSR 360	HSR 380	HSR 3100	Unit
Repetitive Peak Reverse Voltage	V_{RRM}	20	30	40	50	60	80	100	V
Surge Peak Reverse Voltage	V_{RSM}	14	21	28	35	42	57	71	V
DC Blocking Voltage	V_{DC}	20	30	40	50	60	80	100	V
Average Forward Rectified Current ($T_A=75^\circ\text{C}$)	I_{FAV}	3							A
Peak Forward Surge Current, 50Hz Half Sine-wave ($T_A=25^\circ\text{C}$)	I_{FSM}	80							A
Repetitive Peak Forward C ($f>15\text{Hz}$)	I_{FRM}	12							A
Instantaneous Forward Voltage	V_F	0.48	0.52	0.7		0.8		V	
Leakage Current ($T_J=25^\circ\text{C}$, $V_R=V_{RRM}$)	I_R	0.1							mA
Leakage Current ($T_J=100^\circ\text{C}$, $V_R=V_{RRM}$)		10							mA
Typical Junction Capacitance	C_J	170							pF
Rating for Fusing, $t<10\text{ms}$ ($T_A=25^\circ\text{C}$)	i^2t	12.5							A^2s
Thermal Resistance Junction to Ambient Air	$R_{\theta JA}$	20							$^\circ\text{C/W}$
Thermal Resistance Junction to Lead	$R_{\theta JL}$	15							$^\circ\text{C/W}$
Operating Junction Temperature Range	T_J	-65 to +125							$^\circ\text{C}$
Storage Temperature Range	T_{STG}	-65 to +150							$^\circ\text{C}$
ESD Protection Voltage	V_{ESD}	12							KV



Characteristics Curve





DO-201AD Dimension

2-Lead DO-201AD Molded Plastic Package
HSMC Package Code: L

Marking:

Pb Free Mark
Pb-Free: * (Note)
Normal: None

Control Code

Date Code

HSR 3

Product Series
20,30,40,50,60,80,100

Marking around the surface of cylinder

Note:
Green label is used for pb-free packing

DIM	Min.	Max.
A	1.20	1.30
B	25.40	-
C	8.50	9.50
D	25.40	-
E	5.00	5.60

Unit: mm

Important Notice:

- All rights are reserved. Reproduction in whole or in part is prohibited without the prior written approval of HSMC.
- HSMC reserves the right to make changes to its products without notice.
- **HSMC semiconductor products are not warranted to be suitable for use in Life-Support Applications, or systems.**
- HSMC assumes no liability for any consequence of customer product design, infringement of patents, or application assistance.

Head Office And Factory:

- **Head Office** (Hi-Sincerity Microelectronics Corp.): 10F.,No. 61, Sec. 2, Chung-Shan N. Rd. Taipei Taiwan R.O.C.
Tel: 886-2-25212056 Fax: 886-2-25632712
- **Factory 1:** No. 38, Kuang Fu S. Rd., Fu-Kou Hsin-Chu Industrial Park Hsin-Chu Taiwan. R.O.C
Tel: 886-3-5983621~5 Fax: 886-3-5982931