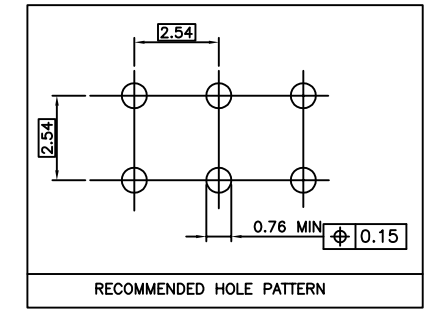
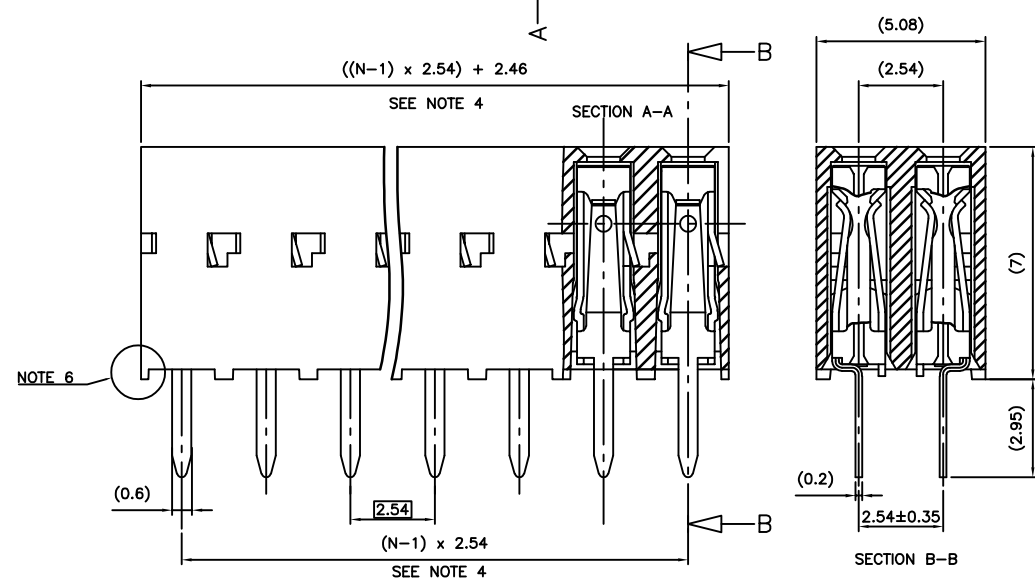
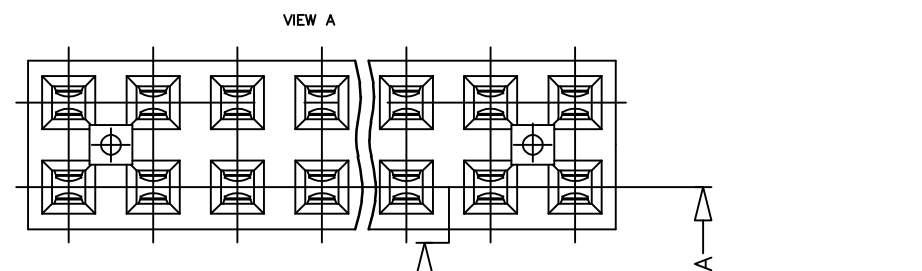


PRODUCT NUMBER	HOUSING NB OF POS	CONTACT PLACED IN CAVITY (TABLE ACCORDING VIEW A)																																	
		1	2	3	4	5	6	7	8	9	10	11	12	13	14	15	16	17	18	19	20	21	22	23	24	25	26	27	28	29	30	31	32		
71966-Y01LF	2 x 32	X	X	X	X						X	X	X	X	X	X	X	X	X	X	X	X	X	X	X	X	X	X	X	X	X	X	X	X	X
71966-Y02LF	2 x 12	X	X	X	X	X	X	X	X	X	X	X																							
71966-Y03LF	2 x 17	X	X	X	X	X	X	X	X	X	X	X	X	X	X	X	X	X	X	X	X	X	X	X	X	X	X	X	X	X	X	X	X	X	
71966-Y04LF	2 x 17	X	X	X	X	X	X	X	X	X	X	X	X	X	X	X	X	X	X	X	X	X	X	X	X	X	X	X	X	X	X	X	X	X	
71966-Y05LF	2 x 17	X	X	X	X	X	X	X	X	X	X	X	X	X	X	X	X	X	X	X	X	X	X	X	X	X	X	X	X	X	X	X	X	X	
71966-Y06LF	2 x 14	X	X	X	X	X	X	X	X	X	X	X	X	X	X	X	X	X	X	X	X	X	X	X	X	X	X	X	X	X	X	X	X	X	
71966-Y07LF	2 x 18	X	X	X	X	X	X	X	X	X	X	X	X	X	X	X	X	X	X	X	X	X	X	X	X	X	X	X	X	X	X	X	X	X	
71966-Y08LF	2 x 18	X	X	X	X	X	X	X	X	X	X	X	X	X	X	X	X	X	X	X	X	X	X	X	X	X	X	X	X	X	X	X	X	X	
71966-Y09LF	2 x 19	X	X	X	X	X	X	X	X	X	X	X	X	X	X	X	X	X	X	X	X	X	X	X	X	X	X	X	X	X	X	X	X	X	
71966-Y10LF	2 x 05	X	X	X	X																														
71966-Y11LF	2 x 25	X	X	X	X	X	X	X	X	X	X	X	X	X	X	X	X	X	X	X	X	X	X	X	X	X	X	X	X	X	X	X	X	X	
71966-Y12LF	2 x 30	X	X	X	X	X	X	X	X	X	X	X	X	X	X	X	X	X	X	X	X	X	X	X	X	X	X	X	X	X	X	X	X	X	
71966-Y13LF	2 x 04	X	X	X	X																														

RoHS COMPATIBLE, SEE NOTE 5

- NOTES :
- MATERIAL HOUSING: THERMOPLASTIC POLYESTER 30% GLASS FILLED COLOUR BLUE. FLAME RETARDANT PER UL-94 CATEGORY V0.
 - MATERIAL TERMINAL: PHOSPHOR BRONZE EXTRA HARD.
 - PRODUCT PACKAGED IN TUBES
 - TO DETERMINE DIMENSIONS : N = NUMBER OF POSITIONS PER ROW
EXAMPLE : 8 POS N x 2.54 = 20.32mm
 - RoHS COMPATIBLE PRODUCT SPECIFICATIONS
 - PLATING:
 - "LF" MEANS THE PRODUCT IS LEAD-FREE, 2µm MINIMUM MATTE TIN OVER 1.27µm MINIMUM NICKEL UNDERPLATE.
 - MANUFACTURING PROCESS COMPATIBILITY
 - THE HOUSING WILL WITHSTAND EXPOSURE TO 260°C ±5°C SOLDER BATH TEMPERATURE FOR 5 SECONDS IN A WAVE SOLDER APPLICATION WITH A 1.6mm MIN THICK CIRCUIT BOARD.
 - LABELING:
 - MEETS PACKAGING SPECS AS PER GS-14-920
 - LEGAL STATEMENT: SEE GS-47-0004
 - END STAND-OFFS FOR 2x2 UP TO 2x4 POS
NO END STAND-OFFS FOR 2x5 UP TO 2x50 POS

71966-4XXLF	5µm Sn	Sn
71966-3XXLF	0.76 µm GOLD	Sn
PLATING CODE	CONTACT AREA	SOLDER TAIL
	PLATING THICKNESS OVER 1.27µm Ni	



mat'l. code	SEE NOTES	surface	ISO 1902	tolerance	ISO 486	ISO 1101	projection	product family	DX VCC DR
ltr	ecn no	dr	date	tolerances unless otherwise specified	mm	mm	mm	title	TOP ENTRY
S	F-39868	DDE	21.01.15	angles	linear	±0.3	mm	selected	LOADED
L	B-17195	LMU	14.03.11	az			scale 10:1	dwg no	71966
M	B-17352	LMU	14.03.31	dr	P.NIZZI	96.04.02		sheet 1 of 1	size A2
N	B-19123	LMU	14.10.21	eng	JM.PHAMVAN	96.04.02			
P	B-19232	LMU	14.10.28	chr	P.NIZZI	96.04.02			
R	F-24429	AMA	16.07.01	appd	JM.P	96.04.02		type	CUSTOMER Drawing
sheet index	revision	sheet							