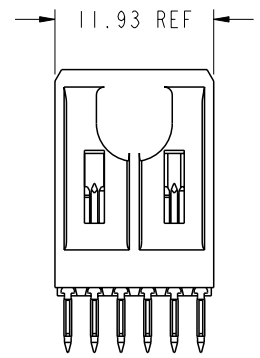
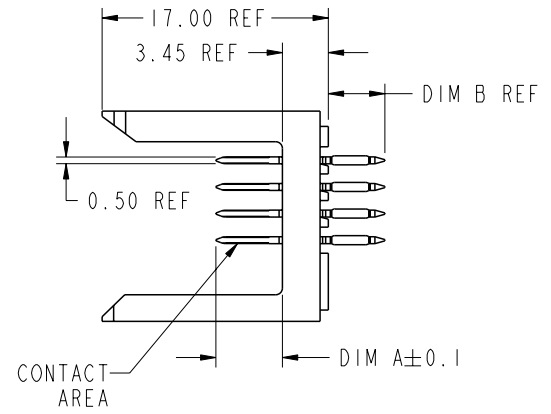
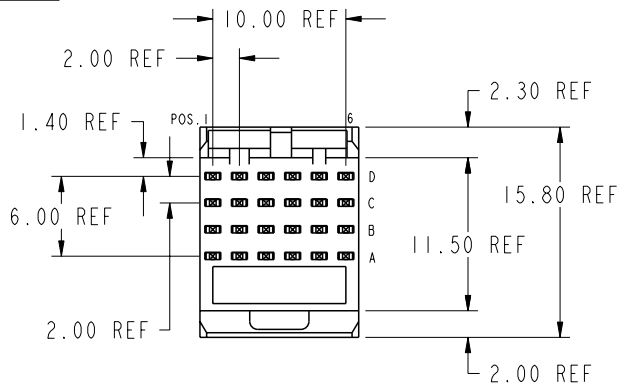


Tous droits strictement reserves. Reproduction ou communication a des tiers interdite sous quelque forme que ce soit sans autorisation écrite du propriétaire. Propriete de c FCI. Droits de reproduction FCI.

All rights strictly reserved. Reproduction or issue to third parties in any form whatever is not permitted without written authority from the proprietor. Property of FCI. Copyright FCI.



PRODUCT NUMBER  
85695-XYX



- NOTES:
- FOR DIM A, AND B SEE SHEET 2 AND UP.
  - BODY MATERIAL: LIQUID CRYSTAL POLYMER 30 % GLASS. FLAME RETARDANT ACC. UL 94-V0.
  - PIN MATERIAL: PHOSPHOR BRONZE.
  - PLATING ON PRESS-FIT AREA SnPb. PLATING ON CONTACT AREA CONFORMS TO PERFORMANCE LEVEL SHOWN IN TABLE BELOW.
  - PRODUCT MARKING: ERICSSON PART NUMBER & BATCH I.D.
  - ALL PRODUCTS WITH PART NUMBERS SHOWN IN SUBSEQUENT TABLES WILL BE PACKAGED IN TUBES. IF TRAY PACKAGING IS REQUIRED, A SUFFIX "P" WILL BE ADDED TO THE END OF THE PART NUMBER. EXAMPLE: XXXXX-XXXP

PLATING IN CONTACT AREA	
DASH NUMBER	PERFORMANCE LEVEL
-1YY	TELCORDIA CO
-2YY	TELECOM CLASS
-3YY	IEC CLASS I
-5YY	TELCORDIA UE
-7YY	ERICSSON SPECIAL
-9YY	0.76µm GTX

mat'l code				tolerances unless otherwise specified		CUSTOMER	
lir	ecn no.	dr	date	linear	angles	projection	title
J	V10016	TAB	02/14/01	0.X ± 0.3	0° ± 2°		METRAL SIGNAL HEADER 1 MOD, 4 ROW PRESS-FIT
K	H10020	LSS	03/09/01	0.XX ± 0.13			
L	V11166	CGD	04/09/01	.XXX ± .051			product family METRAL
M	V11017	TAB	04/16/01				
N	H10216	TAB	10/18/01				size dwg no 85695
"	V12081	"	"				
P	B20038	SP	02/27/02			scale 2:1	code 213
sheet index	revision sheet	P	P	P	P		sheet 1 of 3
		1	2	3			

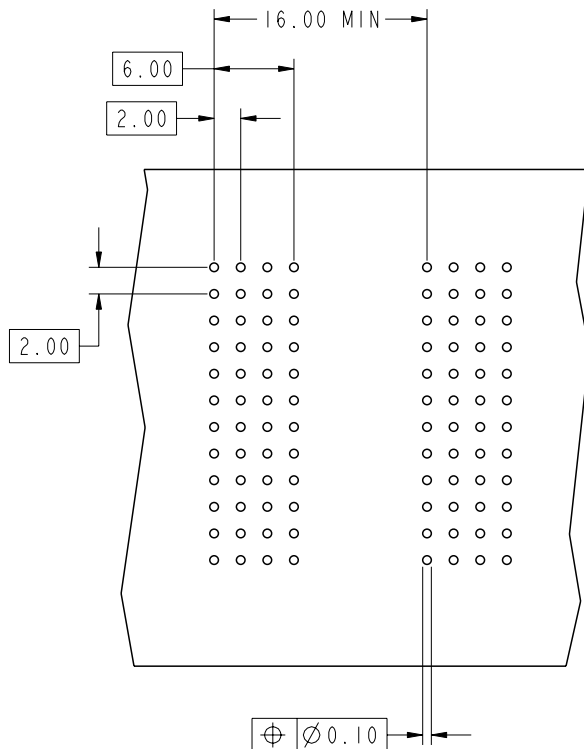
www.fciconnect.com	
product family	code
size	dwg no
85695	
1 of 3	

cage code 22526

Pro/E

Tous droits strictement reserves. Reproduction ou communication a des tiers interdite sous quelque forme que ce soit sans autorisation écrite du propriétaire. Propriete de c FCI. Droits de reproduction FCI.

All rights strictly reserved. Reproduction or issue to third parties in any form whatever is not permitted without written authority from the proprietor. Property of FCI. Copyright FCI.



REQUIRED PC BOARD LAYOUT  
COMPONENT SIDE  
SEE PRINT 58351 FOR  
ADDITIONAL PCB INFORMATION

KEY (SIGNAL PRESS-FIT)		
CODE	DIMENSIONS	
	DIM "A" MATE	DIM "B" TAIL
2	5.75	4.30
3	6.50	4.30
4	7.25	4.30
6	5.75	13.60
19	8.00	4.30

mat'l code				tolerances unless otherwise specified		CUSTOMER		<b>ELECTRONICS</b>	
lfr	ecn no.	dr	date	linear	0.X ±0.3	COPY		www.fciconnect.com	
P				linear	0.XX ±0.13	projection	title METRAL SIGNAL HEADER		
				angles	.XXX ±.051		1 MOD, 4 ROW PRESS-FIT		
				angles	0° ±2°	MM	product family	METRAL	code
				dr	S.PERRICHOT 02/27/02	scale	size	dwg no	213
				enr	P-LEGARE 02/27/02	2:1	A	85695	sheet
				chr	P-LEGARE 02/27/02				2
				appd	P-LEGARE 02/27/02				
sheet index	revision sheet								

cage code 22526

Tous droits strictement reserves. Reproduction ou communication a des tiers interdite sous quelque forme que ce soit sans autorisation écrite du propriétaire. Propriete de c FCI. Droits de reproduction FCI.

All rights strictly reserved. Reproduction or issue to third parties in any form whatever is not permitted without written authority from the proprietor. Property of FCI. Copyright FCI.



METRAL P/N	ERICSSON P/N	ROW	CONTACT CODE MOD. I					
			1	2	3	4	5	6
85695-X01	RPV 604 1124	D	3	3	3	3	3	3
		C	3	3	3	3	3	3
		B	3	3	3	3	2	2
		A	3	3	3	3	3	3

METRAL P/N	ERICSSON P/N	ROW	CONTACT CODE MOD. I					
			1	2	3	4	5	6
85695-X05	RPV 604 1124	D	2	2	2	2	2	2
		C	2	2	2	2	2	2
		B	2	2	2	2	2	2
		A	3	3	3	3	3	3

METRAL P/N	ERICSSON P/N	ROW	CONTACT CODE MOD. I					
			1	2	3	4	5	6
85695-X02	RPV 604 1123/1	D	6	6	6	6	6	6
		C	6	6	6	6	6	6
		B	6	6	6	6	6	6
		A	6	6	6	6	6	6

METRAL P/N	ERICSSON P/N	ROW	CONTACT CODE MOD. I					
			1	2	3	4	5	6
85695-X06	RPV 604 1126	D	3	3	3	3	3	3
		C	3	3	3	3	3	3
		B	3	3	3	3	3	3
		A	3	3	3	3	3	3

METRAL P/N	ERICSSON P/N	ROW	CONTACT CODE MOD. I					
			1	2	3	4	5	6
85695-X03	RPV 604 1123	D	2	2	2	2	2	2
		C	2	2	2	2	2	2
		B	2	2	2	2	2	2
		A	2	2	2	2	2	2

METRAL P/N	ERICSSON P/N	ROW	CONTACT CODE MOD. I					
			1	2	3	4	5	6
85695-X04	RPV 638 1129/1	D	4	4	4	4	4	4
		C	4	4	4	4	4	4
		B	4	4	4	4	4	4
		A	19	19	19	19	19	19

mat'l code		--	tolerances unless otherwise specified		CUSTOMER	<b>ELECTRONICS</b>	
lfr	ecn no.	dr	date	linear	0.X ±0.3	COPY	www.fciconnect.com
P				angles	0° ±2°	projection	title
				dr	S.PERRICHOT 02/27/02		METRAL SIGNAL HEADER
				enrg	P-LEGARE 02/27/02	MM	I MOD, 4 ROW PRESS-FIT
				chr	P-LEGARE 02/27/02	scale	product family
				appd	P-LEGARE 02/27/02	2:1	METRAL
sheet index	revision sheet					A	code
							213
							sheet
							3

cage code 22526

Pro/E