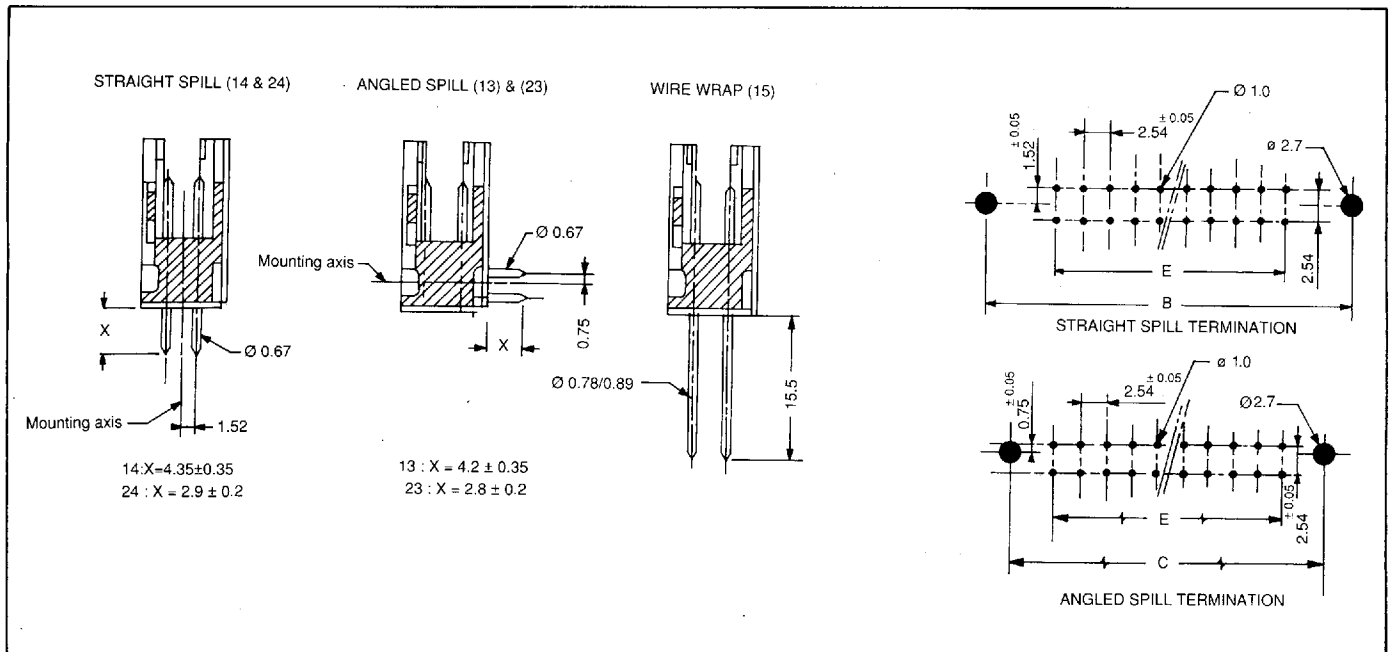




Headers

Terminations

Card drilling



Ordering information

Series	8613	0	<input type="checkbox"/>	<input type="checkbox"/>	<input type="checkbox"/>	<input type="checkbox"/>	<input type="checkbox"/>	<input type="checkbox"/>	<input type="checkbox"/>	<input type="checkbox"/>
Number of contacts	10-14-16-20-26-30-34-40-50-60-64									
2	Header with central polarising except for size 10									
8	Header size 10 with central polarising									
0	Without lever									
1	Fitted with long black levers									
2	Fitted with short black levers									
3	With long grey levers									
4	With short grey levers									
Termination	13	Angled spill								
	23	Short angled spill								
	14	Straight spill								
	24	Short straight spill								
	15	Wire wrap								
3	PBT Grey									
4	Connector classification	4	conforms to specification HE 10 01 & DIN 41651 Class 3							
		5	conforms to specification DIN 41651 Class 2							
		6	conforms to specification MIL C 83503 & DIN 41651 Class 1							
		8	conforms to specification JSS 50810							
5	Pitch: 2.54 mm									

8613


A-61-05-05
A-65-13

Introduction


Flat cable technology provides fast and reliable mass termination at comparatively low total cost. Connectors using this technique are used in diverse applications ranging from computers and peripherals to aerospace, communications instrumentation, copying machines and medical equipments because of their combination of accuracy and dependability.

O/E/N Series 8613 Flat Cable Connectors are designed to meet the performance requirements of JSS 50810, MIL-C-83503 and HE 10 specifications.

Function



Headers: provides a reliable mating interface for standard sockets having 2.54 x 2.54 spacing.



Socket: used to interconnect PC boards through headers in 2.54 x 2.54 spacing.

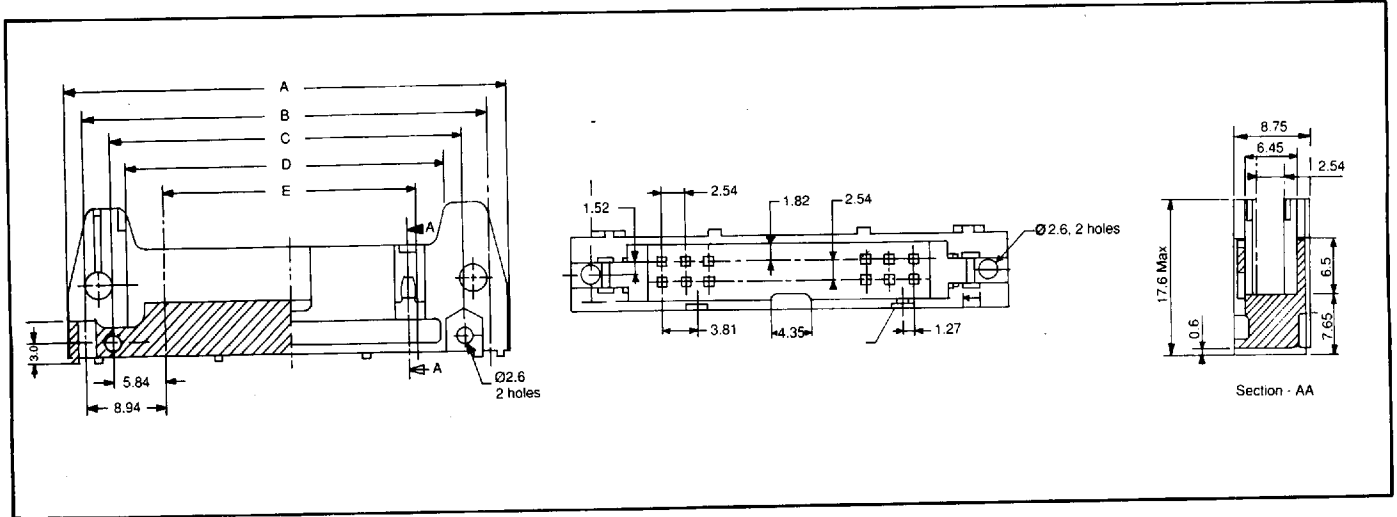
Specifications

Materials and Finish	Contact Material Male : Copper alloy Female : Copper alloy Contact Finish Active Zone : Gold Over Nickel Termination Zone : Tinlead Over Nickel Insulator Material Polyester
Electrical	Current rating : 1.5A at 25°C Insulation resistance : ≥5000 Mega Ohms at 500 Vdc Contact resistance : ≤20 Milli Ohms Dielectric withstanding voltage Contact/Contact : 1050 V eff
Mechanical and Environmental	Endurance: JSS 50810/ DIN 41651 Class 1 : 500 Cycles DIN 41651 Class 2 : 200 Cycles DIN 41651 Class 3 : 50 Cycles Operating Temperature : -55°C to +125°C



Headers

Headers without locking levers

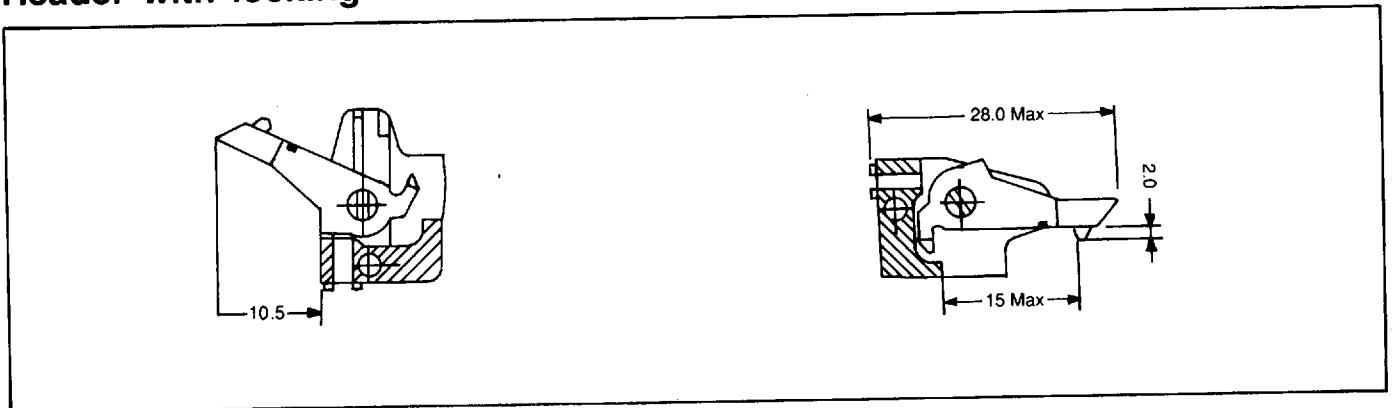


10 and 14 contact layouts

- * No polarisation key for 10 contact layout
Only 1 polarisation key for 14 contact layout
- ** All sizes including 10 contact version have central polarisation boss

Number of contacts	10	14	16	20	26	30	34	40	50	60	64
A ^{+0.25} ₋₀	32.00	37.08	39.62	44.70	52.32	57.40	62.48	70.10	82.80	95.70	100.58
B ^{±0.1}	27.94	33.02	35.56	40.64	48.26	53.34	58.42	66.04	78.74	91.40	96.52
C ^{±0.1}	21.84	26.92	29.46	34.54	42.16	47.24	52.32	59.94	72.64	85.34	90.42
D ^{+0.13} ₋₀	17.91	22.99	25.53	30.61	38.23	43.31	48.39	56.01	68.71	81.50	86.49
E ^{±0.05}	10.16	15.24	17.18	22.86	30.48	35.56	40.64	48.26	60.96	73.66	78.74

Header with locking lever



Locking lever part numbers

- Long black levers 8613-4100
- Long grey levers 8613-4107
- Short black levers 8613-4108
- Short grey levers 8613-4109