

DUAL ROW TOP ENTRY SOCKET



1303 SERIES. 1.27 x 1.27 mm (0.050" x 0.050") pitch.

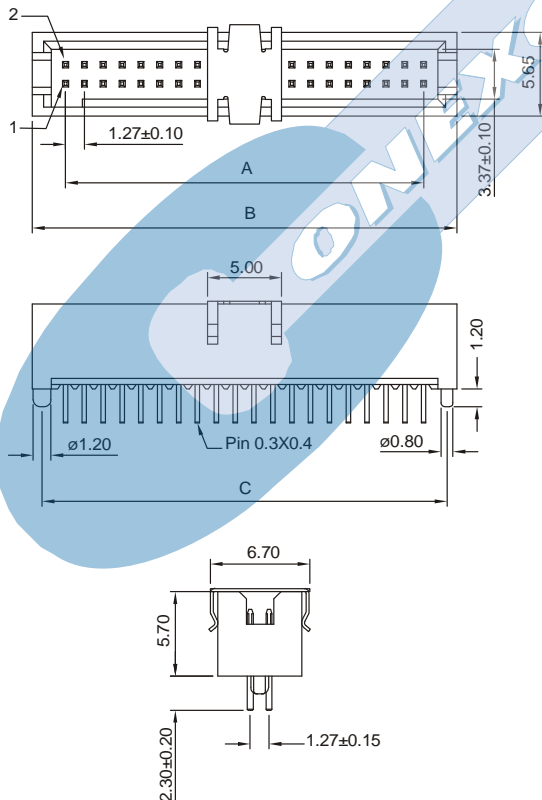
General Features

- Available in 6 through 100 circuits
- Mates with pin headers 1.27 mm pitch 1301 & 1302 series
- 0.40 square pin with different plating in contact area
- Fully shrouded with polarized slot
- With or W/O fixing post for alignment connector pins

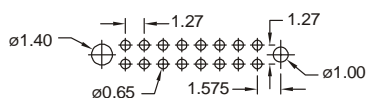
Materials

- Insulator: Polyester LCP UL 94 V-0
- Contact: Brass
- Operating temperature: -25°C to +85°C
- RoHS Compliant

Dimension Information



RECOMMENDED HOLE PATTERN



DIMENSIONS:

$$A = 1.27 \left(\frac{XX}{2} - 1 \right) \quad B = 3.20 + 1.27 \left(\frac{XX}{2} \right) \quad C = 1.88 + 1.27 \left(\frac{XX}{2} \right)$$


XX = Number of circuits

Electrical Features

- Voltage rating: < 100V
- Current rating: < 1 A
- Contact resistance: < 20 mΩ
- Dielectric Withstanding Voltage: 300 V AC/minute
- Insulation Resistance: >1000 MΩ
- Capacitance: < 2 pF at 1 KHz

Mechanical features

- Insertion force receptacle/plug: < 0,20 Kgf/pin
- Unmating force receptacle/plug: > 0,015 Kgf/pin
- Contact retention force to housing: > 0,15 Kgf/pin
- Durability: 50 cycles



1303 - T- XX- P- E
1 2 3 4 5

1. Series

2. Plating Options

- T = 2. Tin plated
- T = 3. Gold flash over nickel.
Recommended Finish
- T = 5. 15µ" gold over nickel
- T = 6. 30µ" gold over nickel

3. Circuits

- Available in 6 through 100 circuits
(For 100 circuits replace XX for 00)

4. Number of circuits

- P = 1. W/O fixing post
- P = 2. With fixing post

5. Packing Options

- E = 1. Tube + Pad
- E = 2. Reel + Pad
- E = 3. Tube + Film
- E = 4. Reel + Film
- E = 5. Tube + Metallic Pad
- E = 6. Reel + Metallic Pad