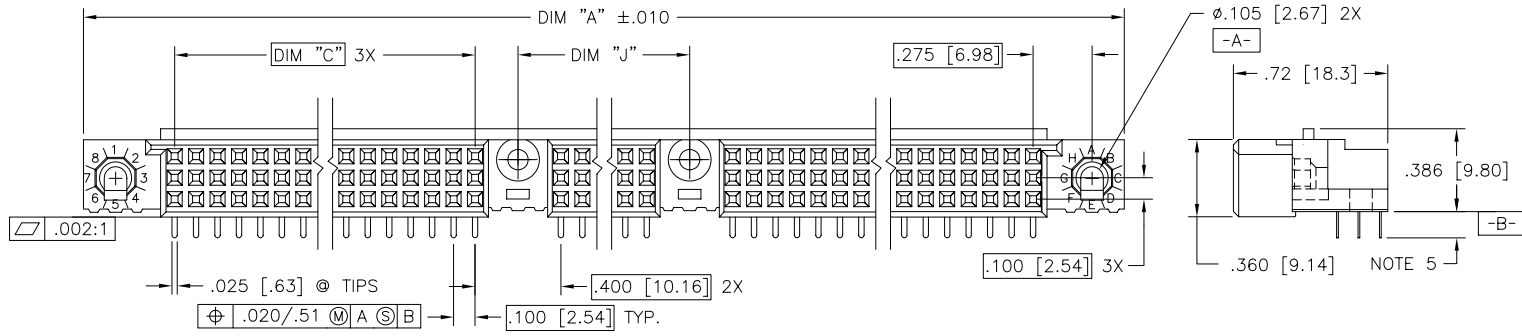
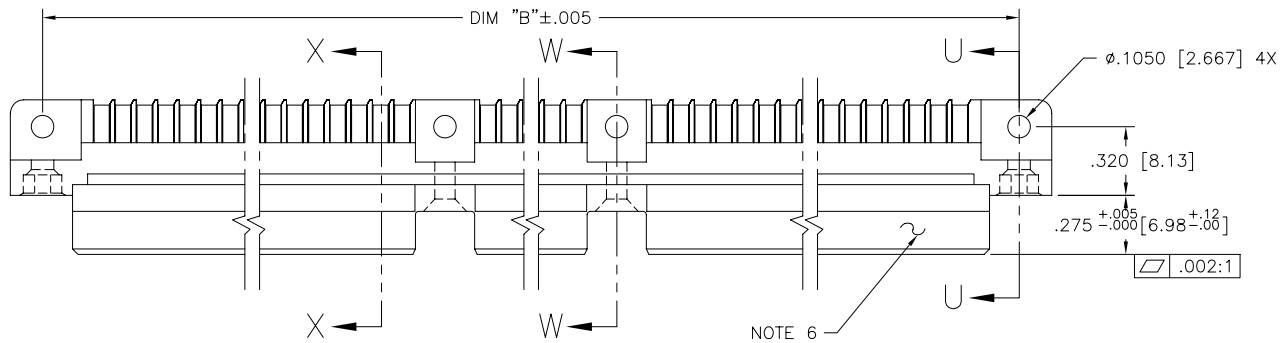


PRODUCT NUMBER
SEE NOTE 1



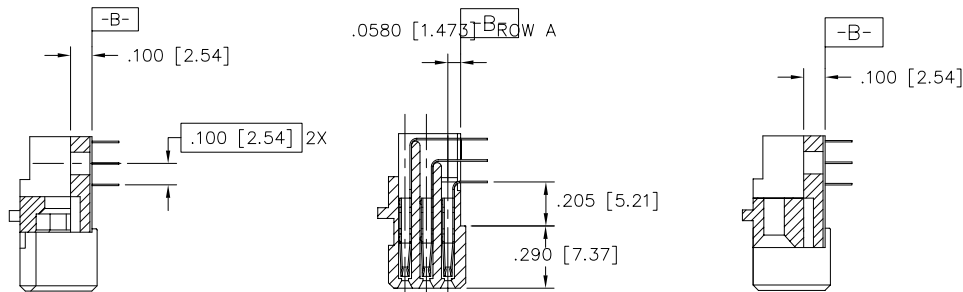
| | | | | | | |
|-----------------------|----------|-----------------------|----------------------------------|---------------------------------------|--|---------|
| mat'l. code NOTE 3 | | surface ISO 1302 ✓ | tolerance ISO 406 ISO 1101 | projection ASME Y14.5 | product family HPC | |
| ltr | ecm no | dr | date | tolerances unless otherwise specified | title | |
| D | V40749 | PDP | 4/15/94 | angles | 3 ROW R/A RECEPTACLE GENERIC MOUNT, S.T.B. 2 G.P. | |
| E | V40954 | GIP | 5/31/94 | linear | | |
| F | V41511 | GAH | 10/13/94 | 0'±2' | | |
| G | V91228 | HTB | 6/3/99 | dr | D.SHEAFFER | 8/27/92 |
| H | V00257 | JWS | 1/21/00 | engr | S.CLARK | 9/30/92 |
| J | V20646 | MEM | 5/24/02 | chr | S.CLARK | 9/30/92 |
| K | M06-0283 | MHT | 7/27/06 | appd | S.CLARK | 9/30/92 |
| sheet | revision | K | K | | | |
| index | sheet | 1 | 2 | | | |



FCI
FCIconnect.com

Copyright FCI

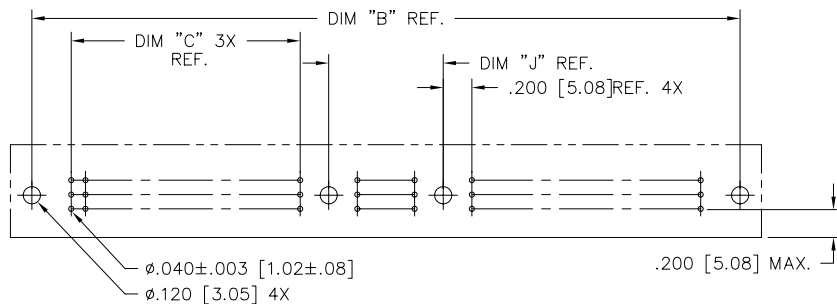
| PRODUCT NUMBER | DIM. | LENGTH FORMULAS |
|----------------|-------|---|
| SEE NOTE 1 | DIM A | .100/2.54 X NO. OF COLUMNS + 1.35/34.3 |
| | DIM B | .100/2.54 X NO. OF COLUMNS + 1.050/26.67 |
| | DIM C | .100/2.54 X NO. OF COLUMNS DIVIDED BY 3 - .100/2.54 |
| | DIM J | .100/2.54 X NO. OF COLUMNS DIVIDED BY 3 + .300/7.62 |



SECTION U-U

SECTION X-X

SECTION W-W



RECOMMENDED PCB LAYOUT
(ALL HOLES LOCATED ON .100 [2.54] GRID
UNLESS OTHERWISE SPECIFIED)

NOTES:

① PRODUCT NUMBERING CODE:
50581 - X YYY Z
TAIL LENGTH (NOTE 5)
NO. OF POSITIONS (NOTE 2)
PLATING (NOTE 4)
BASE NUMBER

PRODUCT NUMBERING CODE FOR
SELECT LOAD PART NUMBERS:
50581 - XYYYY
SEQUENCE NUMBER
ALWAYS 'XX'
BASE NUMBER

② THIS PRODUCT IS CONFIGURED IN SIZES OF
30 THRU 150 COLUMNS IN INCREMENTS OF THREE.
i.e.: 30,33,36,39.....147,150.

③ HOUSING MATERIAL: GLASS AND MINERAL FILLED
HIGH TEMP. THERMOPLASTIC. FLAME RETARDANT
PER UL94V-0. COLOR: BLACK.
CONTACT MATERIAL: BeCu

④ PLATING CONTACT AREA OPTIONS:
1 = 30u"/.76u GOLD
3 = 50u"/1.27u GOLD
5 = 30u"/.76u GXT
ALL SOLDER TAILS TIN/LEAD

⑤ TAIL LENGTH OPTIONS:
E = .125±.010 / 3.18±.25
F = .145±.010 / 3.68±.25
H = .180±.010 / 4.57±.25

⑥ MANUFACTURE'S NAME, PART NUMBER AND LOT CODE
TO APPEAR ON THIS SURFACE PER BUS-12-108.

7. FOR DOCUMENTATION MENU, SEE BUS-01-057.

| | | | | | |
|-----------------------|----------|-----------------------|----------------------------------|-----------------|---|
| mat'l. code NOTE 3 | | surface ISO 1302 ✓ | tolerance ISO 406 ISO 1101 | projection ⊕ | product family HPC |
| ltr | ecn | no | dr | date | tolerances unless otherwise specified |
| K | | | | | angles linear .xx±.01/.3 |
| | | | | | 0°±2' .xxx±.005/.13 |
| | | | | | .xxx±.0020/.051 |
| | | | dr | D.SHEAFFER | 8/27/92 |
| | | | enr | S.CLARK | 9/30/92 |
| | | | chr | S.CLARK | 9/30/92 |
| | | | appd | S.CLARK | 9/30/92 |
| sheet | revision | | | | |
| index | sheet | | | | |
| | | | | INCH/MM | title 3 ROW R/A RECEPTACLE GENERIC MOUNT, S.T.B. 2 G.P. |
| | | | | scale 1:1 | dwg no 50581 |
| | | | | FCJ | sheet 2 of 2 size A3 |
| | | | | type | Product Customer Drawing |