

Surface
SMT
Mount

.025" SMT SOCKET SSW SERIES

SPECIFICATIONS

For complete specifications and recommended PCB layouts see www.samtec.com?SSW

Insulator Material:

Black LCP



Contact Material:

Phosphor Bronze

Plating: Au or Sn over 50µ" (1,27µm) Ni



Current Rating:

3A continuous

Operating Temp Range:

-55°C to +125°C with Gold

-55°C to +105°C with Tin

Contact Resistance:

10 mΩ max

Insertion Depth:

(3,68mm) .145" to

(6,35mm) .250"

Insertion Force:

(Single contact only)

3oz (0,83N) avg

Withdrawal Force:

(Single contact only)

2.6oz (0,72N) avg

Max Cycles:

100 with 10µ" (0,25µm) Au

Processing:

Max Processing Temp:

230°C for 60 seconds, or

260°C for 20 seconds 3x

Lead-Free Solderable:

Yes

SMT Lead Coplanarity:

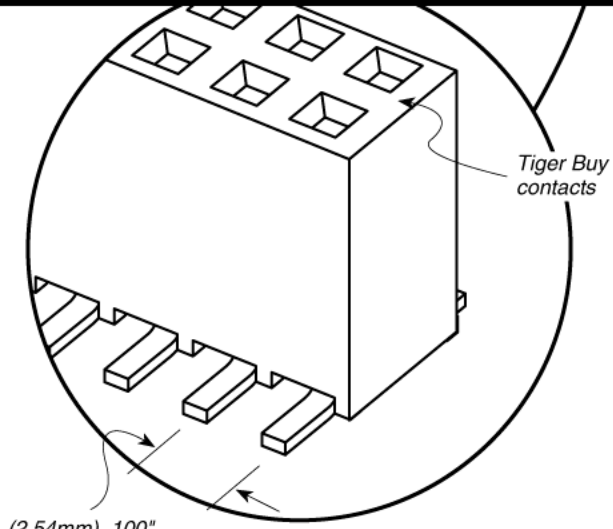
(0,10mm) .004" max

Mates With:

TSW, MTSW, MTLW,

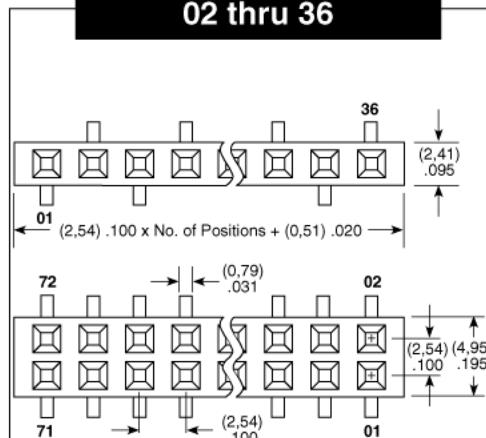
EW, ZW, TSS,

ZSS, TSM, TSSH



Note: Some lengths, styles and options are non-standard, non-returnable.

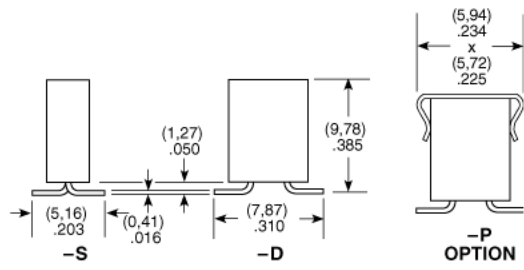
SSW	1	NO. PINS PER ROW	22	PLATING OPTION	ROW OPTION	VS	OTHER OPTION
02 thru 36				<p>-G = 20µ" (0,51µm) Gold on contact, Gold flash on tail</p> <p>-S = 30µ" (0,76µm) Gold on contact, Matte Tin on tail</p> <p>-F = Gold flash on contact, Matte Tin on tail</p>	<p>-S = Single Row</p> <p>-D = Double Row</p>	<p>-“XX” = Polarized Position</p> <p>-K = (6,50mm) .256" DIA Polyimide film Pick & Place Pad</p> <p>-P = Metal Pick & Place Pad</p> <p>-TR = Tape & Reel Packaging (-03 thru -28)</p>	



TAPE & REEL AVAILABILITY

No tooling charges.
125 piece minimum order.
Order any quantity above minimum.
In-house design, manufacture.
Quick turn-around.

Call Samtec for specifications and ordering information.



Note: Some lengths, styles and options are non-standard, non-returnable.

Due to technical progress, all designs, specifications and components are subject to change without notice.

WWW.SAMTEC.COM