DWG. NO. SD-52668-**17

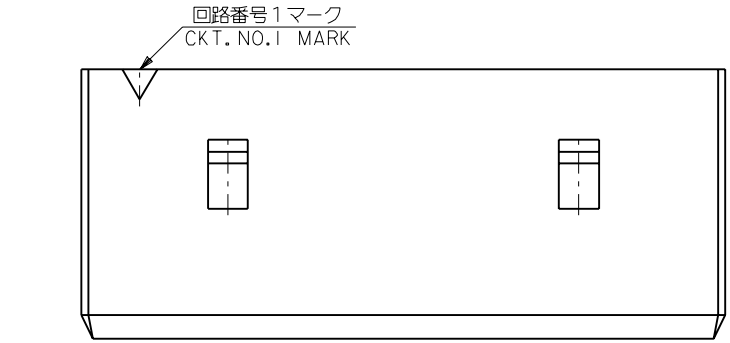

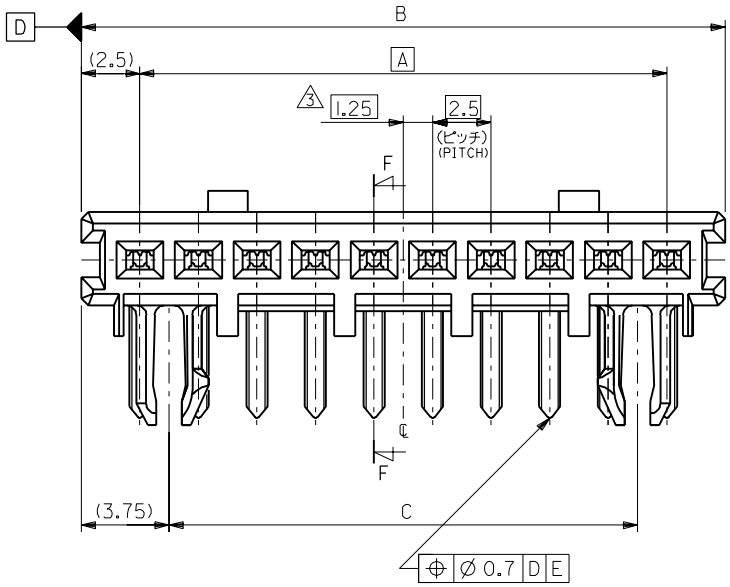

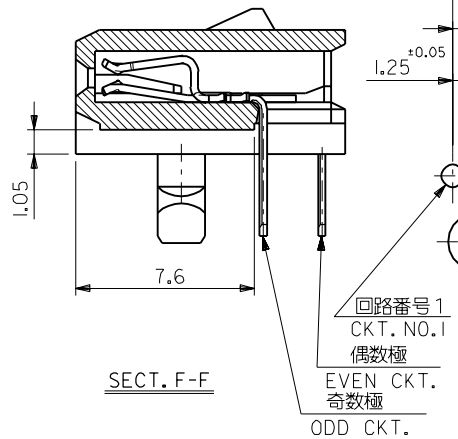

SECT. F-F

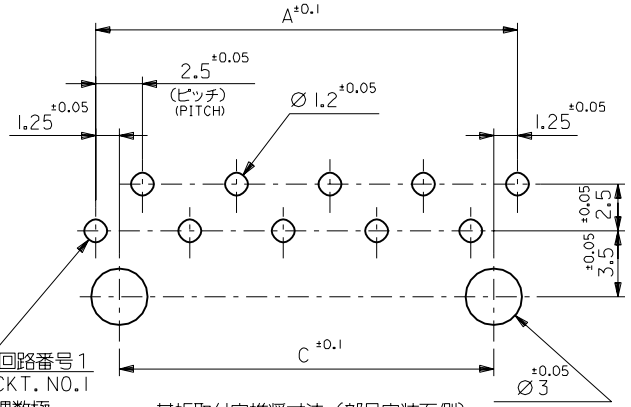

基板取付穴推奨寸法（部品実装面側）
RECOMMENDED P.C.BOARD HOLE DIM. (MOUNTING SIDE)
（基板厚：1.6）（THK.: 1.6）

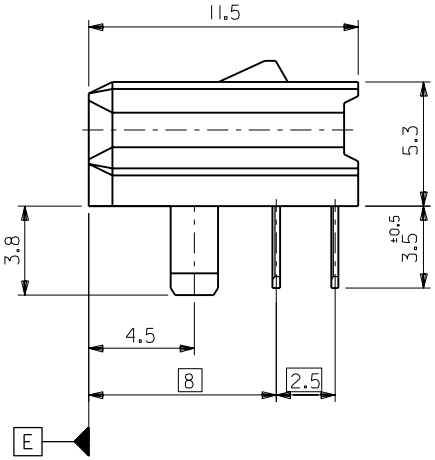

45.0	52.5	47.5	52668-2017	20
42.5	50.0	45.0	-1917	19
40.0	47.5	42.5	-1817	18
37.5	45.0	40.0	-1717	17
35.0	42.5	37.5	-1617	16
32.5	40.0	35.0	-1517	15
30.0	37.5	32.5	-1417	14
27.5	35.0	30.0	-1317	13
25.0	32.5	27.5	-1217	12
22.5	30.0	25.0	-1117	11
20.0	27.5	22.5	52668-1017	10
C	B	A	ENG. No.	極数 NO. OF CKT

注記 NOTES

1. 嵌合相手：53421-**17
   MATES WITH : 53421-**17
2. 材質 MATERIAL
   ハウジング：66ナイロン（ガラス入：35%）、UL94V-0
   HOUSING : 66NYLON (G.F.: 35%), UL94V-0
   ターミナル：リン青銅(t0.32)、錫メッキ
   TERMINAL : PHOSPHOR BRONZE (t0.32), TIN PLATING

△3 全極数が偶数の場合のみ適用。
TO BE APPLIED ONLY WHEN ALL CKTS. ARE EVEN.

角度 ANGLE	±3°					
30以上 OVER	±0.3	B	変更 REVISED	(J400251)	T.N / H.I	'94/1/13
10以上 30未満 OVER UNDER	±0.25	A	変更 REVISED	(J307941)	S.K / H.I	'93/8/5
10未満 UNDER	±0.2	0	新規作成 RELEASED	(J305011)	S.K / H.I	'93/5/25
一般公差 GENERAL TOLERANCES		記号 LTR	変更内容 REVISION RECORD		DR. / CHK.	日付 DATE

材料 MATERIAL: 注記参照 SEE NOTES
仕上げ FINISH: —
適用電線範囲 WIRE RANGE: —
被覆外径 INS. RANGE: —

DRAWN BY '93/5/24 S.KAJINUMA
CHK'D BY '94/1/14 H.II
APP'D BY '94/1/14 M.FUKUSHIMA
尺度 SCALE 5 - 1

MOLEX-JAPAN CO.,LTD. 日本モレックス株式会社

REVISE ONLY ON CAD SYSTEM

TITLE 名称
2.5 BOARD TO BOARD CONNECTOR RECEPTACLE HOUSING ASS'Y

DWG. NO. SD-52668-**17
REV B

:MM DIMENSIONS IN METRIC DO NOT SCALE DRAWING

THIS DRAWING CONTAINS INFORMATION THAT IS PROPRIETARY TO MOLEX(JAPAN) AND SHOULD NOT BE USED WITHOUT WRITTEN PERMISSION
本図面は日本モレックス（株）の所有する情報を含むもので当社の許可なく複製を禁止する。

EN-01C(032)MXJ-32

52668.S03