





# Power Modules

## Diode/Diode, Fast



Part Number			V <sub>RRM</sub> (V)	I <sub>F(AV)</sub> @ T <sub>C</sub>		I <sub>FSM</sub> (1)		V <sub>FM</sub> (2) (V)	t <sub>rr</sub> (5) (ns)	R <sub>thJC</sub> DC (°C/W)	Case Outline Number (9)	Notes	Case Style			
(6)	(7)	(8)		(A)	(°C)	50 Hz (A)	60 Hz (A)									
B40DL10S02 B40DL20S02 B40DL40S02 B40DL60S02	B40CL10S02 B40CL20S02 B40CL40S02 B40CL60S02	B40JL10S02 B40JL20S02 B40JL40S02 B40JL60S02	100 200 400 600	40	50	400	420	1.55	200	1.20	M2	(3) (4)	   File no: E78996			
B40DL10S05 B40DL20S05 B40DL40S05 B40DL60S05 B40DL80S05 B40DL100S05	B40CL10S05 B40CL20S05 B40CL40S05 B40CL60S05 B40CL80S05 B40CL100S05	B40JL10S05 B40JL20S05 B40JL40S05 B40JL60S05 B40JL80S05 B40JL100S05	100 200 400 600 800 1000	40	50	400	420	1.55	500	1.20						
B40DL10S10 B40DL20S10 B40DL40S10 B40DL60S10 B40DL80S10 B40DL100S10	B40CL10S10 B40CL20S10 B40CL40S10 B40CL60S10 B40CL80S10 B40CL100S10	B40JL10S10 B40JL20S10 B40JL40S10 B40JL60S10 B40JL80S10 B40JL100S10	100 200 400 600 800 1000	40	50	400	420	1.55	1000	1.20						
IRKDL56-02S02 IRKDL56-04S02 IRKDL56-06S02	IRKCL56-02S02 IRKCL56-04S02 IRKCL56-06S02	IRKJL56-02S02 IRKJL56-04S02 IRKJL56-06S02	200 400 600	55	70	800	837	1.72	200	0.6				M4		   File no: E78996
IRKDL56-02S05 IRKDL56-04S05 IRKDL56-06S05 IRKDL56-08S05 IRKDL56-10S05	IRKCL56-02S05 IRKCL56-04S05 IRKCL56-06S05 IRKCL56-08S05 IRKCL56-10S05	IRKJL56-02S05 IRKJL56-04S05 IRKJL56-06S05 IRKJL56-08S05 IRKJL56-10S05	200 400 600 800 1000	55	70	800	837	1.72	500	0.6						
IRKDL56-02S10 IRKDL56-04S10 IRKDL56-06S10 IRKDL56-08S10 IRKDL56-10S10	IRKCL56-02S10 IRKCL56-04S10 IRKCL56-06S10 IRKCL56-08S10 IRKCL56-10S10	IRKJL56-02S10 IRKJL56-04S10 IRKJL56-06S10 IRKJL56-08S10 IRKJL56-10S10	200 400 600 800 1000	55	70	800	837	1.72	1000	0.6						
IRKDL71-02S02 IRKDL71-04S02 IRKDL71-06S02	IRKCL71-02S02 IRKCL71-04S02 IRKCL71-06S02	IRKJL71-02S02 IRKJL71-04S02 IRKJL71-06S02	200 400 600	70	75	850	890	1.36	200	0.53						
IRKDL71-02S05 IRKDL71-04S05 IRKDL71-06S05 IRKDL71-08S05 IRKDL71-10S05	IRKCL71-02S05 IRKCL71-04S05 IRKCL71-06S05 IRKCL71-08S05 IRKCL71-10S05	IRKJL71-02S05 IRKJL71-04S05 IRKJL71-06S05 IRKJL71-08S05 IRKJL71-10S05	200 400 600 800 1000	70	75	850	890	1.36	500	0.53						
IRKDL71-02S10 IRKDL71-04S10 IRKDL71-06S10 IRKDL71-08S10 IRKDL71-10S10	IRKCL71-02S10 IRKCL71-04S10 IRKCL71-06S10 IRKCL71-08S10 IRKCL71-10S10	IRKJL71-02S10 IRKJL71-04S10 IRKJL71-06S10 IRKJL71-08S10 IRKJL71-10S10	200 400 600 800 1000	70	75	850	890	1.36	1000	0.53						
IRKDL91-02S02 IRKDL91-04S02 IRKDL91-06S02	IRKCL91-02S02 IRKCL91-04S02 IRKCL91-06S02	IRKJL91-02S02 IRKJL91-04S02 IRKJL91-06S02	200 400 600	90	70	1200	1406	1.45	200	0.38						
IRKDL91-02S05 IRKDL91-04S05 IRKDL91-06S05 IRKDL91-08S05 IRKDL91-10S05	IRKCL91-02S05 IRKCL91-04S05 IRKCL91-06S05 IRKCL91-08S05 IRKCL91-10S05	IRKJL91-02S05 IRKJL91-04S05 IRKJL91-06S05 IRKJL91-08S05 IRKJL91-10S05	200 400 600 800 1000	90	70	1200	1406	1.45	500	0.38						
IRKDL91-02S10 IRKDL91-04S10 IRKDL91-06S10 IRKDL91-08S10 IRKDL91-10S10	IRKCL91-02S10 IRKCL91-04S10 IRKCL91-06S10 IRKCL91-08S10 IRKCL91-10S10	IRKJL91-02S10 IRKJL91-04S10 IRKJL91-06S10 IRKJL91-08S10 IRKJL91-10S10	200 400 600 800 1000	90	70	1200	1406	1.45	1000	0.38						

(1) 100% V<sub>RRM</sub> reapplied. T<sub>j</sub> = T<sub>j</sub> Max = 125°C.

(2) I<sub>FM</sub> = π × I<sub>F(AV)</sub>. T<sub>j</sub> = 25°C.

(3) Value given for R<sub>thJC</sub> is per module.

(4) RMS Isolation voltage = 3500V-50 Hz.

(5) t<sub>rr</sub> test conditions: I<sub>FM</sub> = π × I<sub>F(AV)</sub> and di/dt 25A/μs.

(6) Doubler circuit.

(7) Center tap, circuit common cathode.

(8) Center tap, circuit common anode.

(9) For case outline drawing see page 158.