



# SB820D SERIES

## SURFACE MOUNT SCHOTTKY BARRIER RECTIFIER

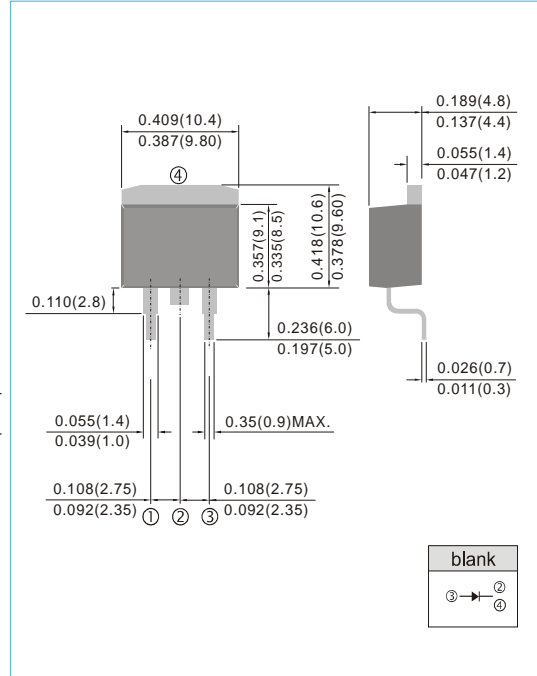
**VOLTAGE** 20 to 60 Volts **CURRENT** 8 Amperes **TO-263 / D<sup>2</sup>PAK** Unit : inch(mm)

### FEATURES

- Plastic package has Underwriters Laboratory Flammability Classification 94V-O utilizing Flame Retardant Epoxy Molding Compound.
- Exceeds environmental standards of MIL-S-19500/228
- Low power loss, high efficiency.
- Low forward voltage, high current capability
- High surge capacity.
- For use in low voltage, high frequency inverters free wheeling , and polarity protection applications.
- In compliance with EU RoHS 2002/95/EC directives

### MECHANICAL DATA

- Case: TO-263 / D<sup>2</sup>PAK molded plastic package
- Terminals: Lead solderable per MIL-STD-750, Method 2026
- Polarity: As marked.
- Mounting Position: Any
- Weight: 0.06 ounces, 1.7 grams.



### MAXIMUM RATINGS AND ELECTRICAL CHARACTERISTICS

Ratings at 25°C ambient temperature unless otherwise specified. Single phase, half wave, 60 Hz, resistive or inductive load. For capacitive load, derate current by 20%

PARAMETER	SYMBOL	SB820D	SB830D	SB840D	SB850D	SB860D	UNITS
Maximum Recurrent Peak Reverse Voltage	$V_{RRM}$	20	30	40	50	60	V
Maximum RMS Voltage	$V_{RMS}$	14	21	28	35	42	V
Maximum DC Blocking Voltage	$V_{DC}$	20	30	40	50	60	V
Maximum Average Forward Current at $T_c = 75^\circ\text{C}$	$I_{F(AV)}$	8					A
Peak Forward Surge Current :8.3ms single half sine-wave superimposed on rated load(JEDEC method)	$I_{FSM}$	150					A
Maximum Forward Voltage at 8.0A	$V_F$	0.55			0.75		V
Maximum DC Reverse Current at Rated DC Blocking Voltage $T_j = 25^\circ\text{C}$ $T_j = 100^\circ\text{C}$	$I_R$				0.2 50		mA
Typical Thermal Resistance	$R_{\theta JC}$	3					$^\circ\text{C} / \text{W}$
Operating Junction Temperature Range	$T_J$	-55 to +125			-55 to +150		$^\circ\text{C}$
Storage Temperature Range	$T_{STG}$	-55 to +150					$^\circ\text{C}$

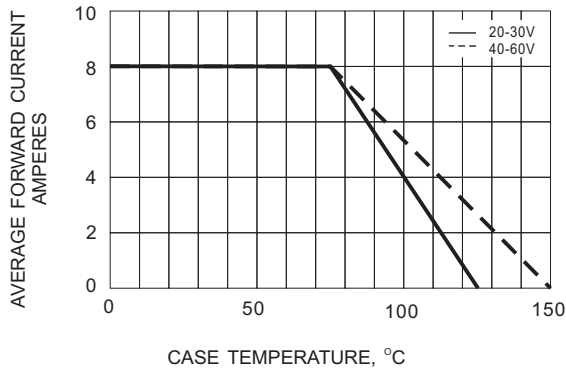
**NOTE:**

Both Bonding and Chip structure are available.

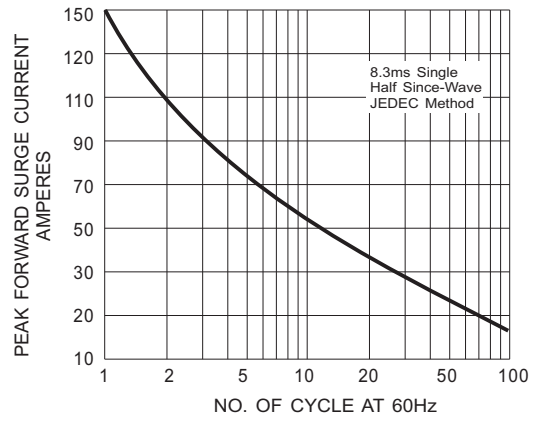


# SB820D SERIES

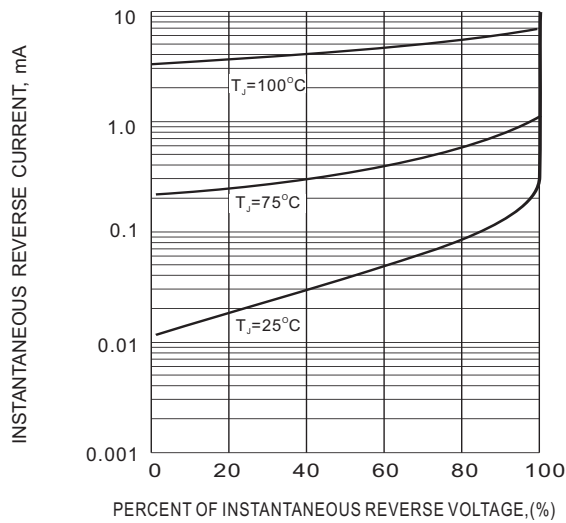
## RATING AND CHARACTERISTIC CURVES



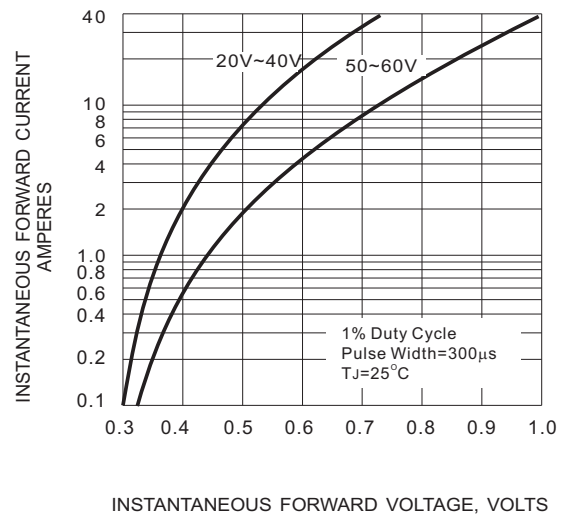
**Fig.1- FORWARD CURRENT DERATING CURVE**



**Fig.2- MAXIMUM NON - REPETITIVE SURGE CURRENT**



**Fig.3- TYPICAL REVERSE CHARACTERISTIC**

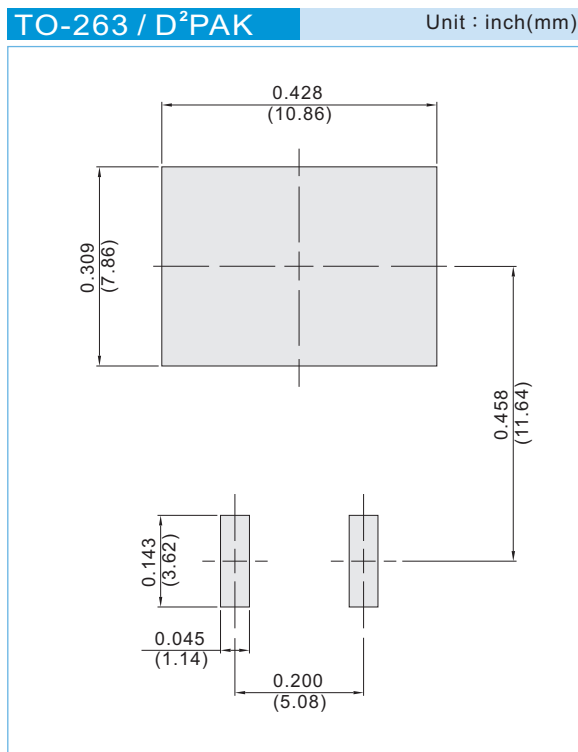


**Fig.4- TYPICAL INSTANTANEOUS FORWARD CHARACTERISTIC**



## SB820D SERIES

### MOUNTING PAD LAYOUT



### ORDER INFORMATION

- Packing information  
T/R - 0.8K per 13" plastic Reel

### LEGAL STATEMENT

#### Copyright PanJit International, Inc 2010

The information presented in this document is believed to be accurate and reliable. The specifications and information herein are subject to change without notice. Pan Jit makes no warranty, representation or guarantee regarding the suitability of its products for any particular purpose. Pan Jit products are not authorized for use in life support devices or systems. Pan Jit does not convey any license under its patent rights or rights of others.