



**TECHNICALS FEATURES**

**MATERIAL**

**INSULATOR** : Special PPS (Polyphenylene Sulfide Fibreglass filled thermoplastic) UL 94-V0

- Radiation resistance
- No humidity absorption
- Oxygen free

Note : PPS characteristics are recognized for space applications

**CRIMPING SIGNAL CONTACTS :**

**Male :**

- **Body** : Copper alloy / Ni + Au 1µ

**FIXING HARDWARE :**

- **Jackscrew** : Stainless steel

**ELECTRICAL for LF Contacts**

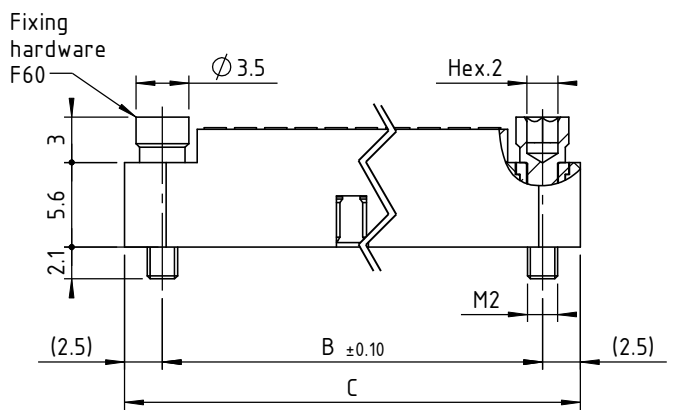
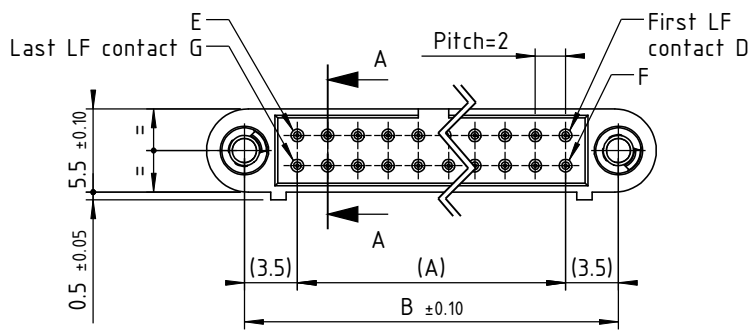
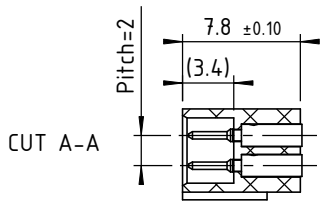
- **All contacts** : 3 A max. @ 25°C  
2.2 A max. @ 85°C
- **Working voltage (sea level)** : Tested at 800 V DC
- **Proof voltage** : Tested at 1200 V DC
- **Contact resistance (initially)** : max. 10 mΩ
- **Insulation resistance** : 1000 MΩ min

**MECHANICAL for LF Contacts**

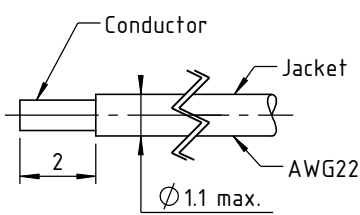
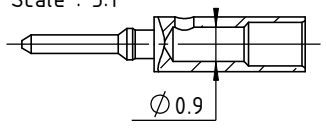
- **Mechanical operations** : 500 cycles min. up to 2500.
- **Contact insertion and withdrawal force** : 2 N max. / 0.2 N min. per contact
- **Contact retention in insulator** : 10 N min.
- **Contact replacement in insulator** : 3 cycles

**ENVIRONMENTAL**


- **Temperature range** : From -60°C to +260°C
- **Vibration severity** : 0.75mm, 10 g RMS 6 hours long random with superimposed sinusoid. No intermittencies measured when using an H.S.L.I. (High Speed Logic Interrupt) detector with a trip threshold of 2 ns.
- **Shock severity** : 100g for 6 ms
- **Solvent resistance** : HcFc 141 bMGX (ATOCHEM) solvent
- **Salt spray test** : 96 hrs
- **Humidity test** : 56 days @ 90% humidity



LF contact to crimp or to solder "C" AWG22  
Scale : 5:1



3D view scale : 1.5:1



Crimping following cable instruction ICLF01  
Marking as referenced in the CMM catalogue pages 12 & 13

CONNECTOR SERIES 220 MALE							
LF contacts number nn	Distance in mm between axes		Length in mm	LF contacts reference mark number			
	A	B		D	E	F	G
04	2	9	14	1	2	3	4
06	4	11	16	1	3	4	6
08	6	13	18	1	4	5	8
10	8	15	20	1	5	6	10
12	10	17	22	1	6	7	12
14	12	19	24	1	7	8	14
16	14	21	26	1	8	9	16
18	16	23	28	1	9	10	18
20	18	25	30	1	10	11	20
22	20	27	32	1	11	12	22
24	22	29	34	1	12	13	24
26	24	31	36	1	13	14	26
28	26	33	38	1	14	15	28
30	28	35	40	1	15	16	30
32	30	37	42	1	16	17	32
34	32	39	44	1	17	18	34
36	34	41	46	1	18	19	36
38	36	43	48	1	19	20	38
40	38	45	50	1	20	21	40
42	40	47	52	1	21	22	42
44	42	49	54	1	22	23	44
46	44	51	56	1	23	24	46
48	46	53	58	1	24	25	48
50	48	55	60	1	25	26	50
52	50	57	62	1	26	27	52
54	52	59	64	1	27	28	54
56	54	61	66	1	28	29	56
58	56	63	68	1	29	30	58
60	58	65	70	1	30	31	60

Tools recommended	
LF contacts insertion & withdrawal tool	C12935
Recommended hand crimp tool	MH800
Recommended positionner K 1692	C12929
AWG22 crimp tool setting	Position 6

**nicomatic**

www.nicomatic.com

Mail : nicomatic@nicomatic.fr

Tel : +33 (0)4.50.36.13.85

2	30/06/10	N.P.	A.V.	E.M.
Iss	Date	Drawn	Checked	Approved

**Item : Connector CMM220 male on cables AWG22, nn LF contacts, F60**

Folder : X:\Méthodes\Plans clients\Plans clients 2D\10 - CMM220\Connecteurs mâles\221C\221CnnF60\_c1

This document and drawings, sketches, and schematic drawings are the property of the NICOMATIC company, and no parts thereof may be reproduced and used without the written consent of the owner. Law dated 11.03.1902

**Catalogue Reference : 221CnnF60**

	General tolerance ±0.2	Scale 2:1	Page 1/1
--	------------------------	-----------	----------

4

3

2

1

4

3

2

1