


Straight DIP type male connector for PCBs

For PCBs

LPC-( ) (T) M2( )

Straight DIP

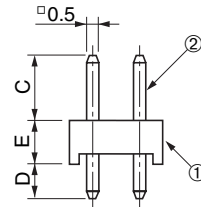

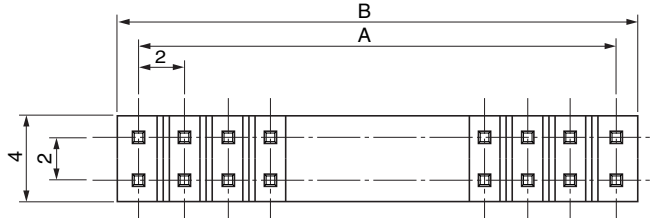


● Configuration of product Part No.

LPC- ( ) (T) M2 ( )

① ② ③ ④

- ① Series name
- ② No. of contacts: 2-60
- ③ Length No. of contact:  
Refer to the table of dimensions below.
- ④ Contact plating  
Blank: Tin/Lead plating  
G : Gold plating



● Dimensions

Part No.	A	B
LPC-2(T)M2( )	-	2
LPC-4(T)M2( )	2	4
LPC-6(T)M2( )	4	6
LPC-8(T)M2( )	6	8
LPC-10(T)M2( )	8	10
LPC-12(T)M2( )	10	12
LPC-14(T)M2( )	12	14
LPC-16(T)M2( )	14	16
LPC-18(T)M2( )	16	18
LPC-20(T)M2( )	18	20
LPC-22(T)M2( )	20	22
LPC-24(T)M2( )	22	24
LPC-26(T)M2( )	24	26
LPC-28(T)M2( )	26	28
LPC-30(T)M2( )	28	30

Part No.	A	B
LPC-32(T)M2( )	30	32
LPC-34(T)M2( )	32	34
LPC-36(T)M2( )	34	36
LPC-38(T)M2( )	36	38
LPC-40(T)M2( )	38	40
LPC-42(T)M2( )	40	42
LPC-44(T)M2( )	42	44
LPC-46(T)M2( )	44	46
LPC-48(T)M2( )	46	48
LPC-50(T)M2( )	48	50
LPC-52(T)M2( )	50	52
LPC-54(T)M2( )	52	54
LPC-56(T)M2( )	54	56
LPC-58(T)M2( )	56	58
LPC-60(T)M2( )	58	60

Part No.	C	D	E
LPC-( )M2( )	3	(2.6)	2
LPC-( )T1M2( )		2.6	3.4
LPC-( )T2M2( )		(12)	2
LPC-( )T4M2( )		(4.5)	
LPC-( )T7M2( )	4	(2.5)	
LPC-( )T11M2( )	3	(14.8)	
LPC-( )T17M2( )	(1)	1.4	3.4
LPC-( )T18M2( )	3	(1.8)	2

Because some combinations of "Configurations of Product Part No.", are under consideration for development, please contact us for availability details.

● Components

①	Insulator
②	Contacts

Mating connectors: LPC series of female connectors or shunt plugs