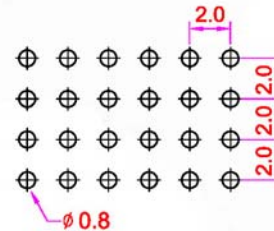
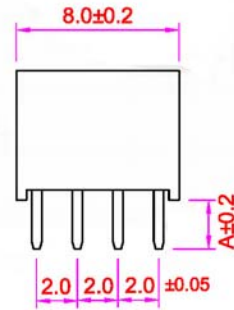
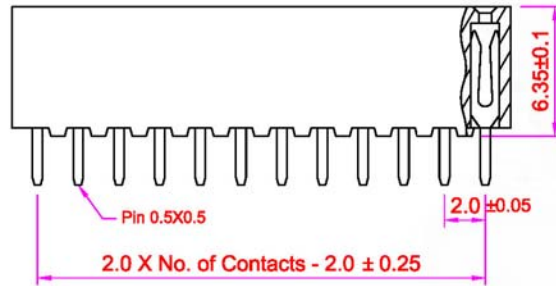


**Recommended  
P.C. Board Hole Layout**



**SPECIFICATIONS**

Current Rating:	2 Amps
Contact Material:	Phosphor Bronze
Contact Plating:	Gold Flash, Standard
Contact Resistance:	20 m ohms max
Insulator Material:	Polyester, Nylon 6T UL94V-0
Insulation Resistance:	1000 Megohms min.
Withstanding:	AC 500V
Operating Temp:	-40°C ~ +105°C



Series	Rows	Profile	Contacts	Tail Length	Plating
BRS	7	XX	XX	X	XX
2mm Receptacle Strip	7=4 Rows Straight	HP=6.35mm HPE=9.35mm	08-160	Blank=2.4mm (std) B=3.0mm	TN=Tin SGXX=Selective Gold GDXX=Gold XX=Flash if blank, 10,15,30 u"

**RoHS compliant**

Rev.	Description	Date	Approved	Drawing	Name	Date
				Approved	Howard	02/15/02
				Checked	Lizzy	02/15/02
				Drawn	Tina	02/15/02
				0.0 ± 0.35	0.00 ± 0.20	Angles ± 3'
						UNIT: mm

**Central Components Manufacturing**  
 440 Lincoln Blvd., Middlesex, New Jersey 08846  
 Phone 732 469-5720 888 288-5152 Fax 732 469-1919

Part No.: **BRS-07-HP-XX-XX**

Description: Header, female, 2.00mm pitch, quad row, DIP type