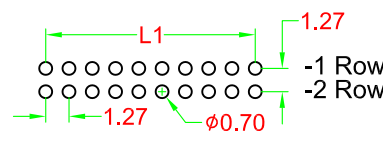
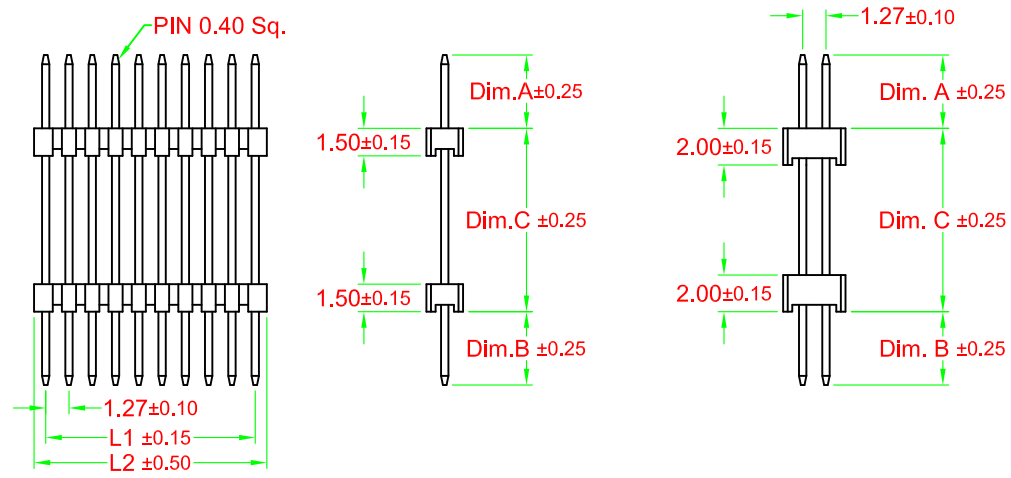
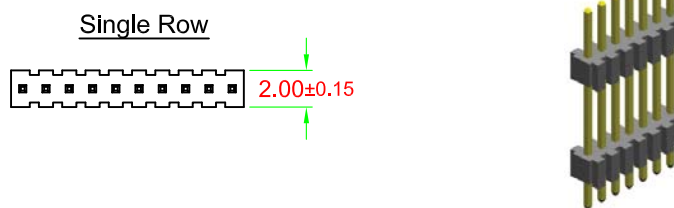
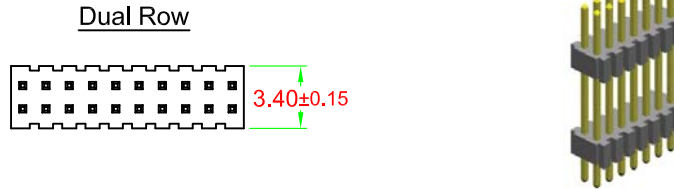


No. of Pins		Dimension(mm)	
Single Row	Dual Row	L1	L2
003	006	2.54	3.81
004	008	3.81	5.08
005	010	5.08	6.35
006	012	6.35	7.62
007	014	7.62	8.89
008	016	8.89	10.16
009	018	10.16	11.43
010	020	11.43	12.70
011	022	12.70	13.97
012	024	13.97	15.24
013	026	15.24	16.51
014	028	16.51	17.78
015	030	17.78	19.05
016	032	19.05	20.32
017	034	20.32	21.59
018	036	21.59	22.86
019	038	22.86	24.13
020	040	24.13	25.40
021	042	25.40	26.67
022	044	26.67	27.94
023	046	27.94	29.21
024	048	29.21	30.48
025	050	30.48	31.75
026	052	31.75	33.02
027	054	33.02	34.29
028	056	34.29	35.56
029	058	35.56	36.83
030	060	36.83	38.10
031	062	38.10	39.37
032	064	39.37	40.64
033	066	40.64	41.91
034	068	41.91	43.18
035	070	43.18	44.45
036	072	44.45	45.72
037	074	45.72	46.99
038	076	46.99	48.26
039	078	48.26	49.53
040	080	49.53	50.80
041	082	50.80	52.07
042	084	52.07	53.34
043	086	53.34	54.61
044	088	54.61	55.88
045	090	55.88	57.15
046	092	57.15	58.42
047	094	58.42	59.69
048	096	59.69	60.96
049	098	60.96	62.23
050	100	62.23	63.50

REV.	DESCRIPTION	DRAWN	DATE
A	Release	Lyndon Lin	2008/12/31
O	Add Pin code "203/1"	Ryan Chou	2012/04/20



Recommended PCB Hole Layout
(PCB TOLERANCE ±0.05)



Order Code
SPx - xxx - S xxx/x - xx /11

Rows
Single Row = 1
Dual Row = 2

No. of Pins
Single Row = 003 to 050
Dual Row = 006 to 100

Pin Code	Dimension(mm)		
	A	B	C
093/3	3.00	3.00	*3.30
100/5	3.00	3.00	4.00
162/1	5.70	5.70	4.80
124/1	3.40	3.40	5.60
108/A	2.40	2.40	6.00
179/0	5.85	5.85	6.15
130/2	3.70	2.30	7.00
130/3	3.00	3.00	7.00
150/2	4.00	3.00	8.00
127/1	2.20	2.20	8.30
152/2	3.60	2.60	9.00
180/3	4.00	4.00	10.00
203/1	1.90	8.10	10.30
205/1	3.00	6.50	11.00
190/1	3.00	3.00	13.00
220/1	6.00	3.00	13.00
200/1	3.00	3.00	14.00
230/1	3.00	6.00	14.00
210/4	3.50	3.00	14.50
230/2	3.00	3.00	17.00
244/2	4.00	3.00	17.40
265/3	6.10	3.00	17.40
265/1	4.60	3.00	18.90

Other dimensions on request
Pin Code "093/3" available single row only

Plating

55 = Gold flash (Standard)
66 = 10μ" Gold
77 = 15μ" Gold
88 = 30μ" Gold
99 = Tin

Duplex plating
95 = Tin/Gold flash
96 = Tin/10μ" Gold
97 = Tin/15μ" Gold
98 = Tin/30μ" Gold

SPECIFICATIONS

Current Rating : 1A
 Insulator resistance : 1000 MΩ min.
 Contact Resistance : 20 mΩ max.
 Dielectric Withstanding : AC 500V/Minute
 Operating Temperature : -40° ~ +105°C
 Insulator Material: Nylon 6T
 Color : Black, UL 94V-0
 Contact Material: Brass
 Plating: Gold, Tin or Duplex
 *Duplex = Gold plated on contact area, Tin on solder area



UNIT mm	GENERAL TOLERANCE		DRAWN Lyndon Lin	DATE Dec 31 2008	DWG. NO.	SHEET 1/1
	X.° ± 3°	.X° ±	CHECK Lyndon Lin	DATE Apr 20 2012	SPx-Sxxx/x-xx/11	REV. O
	X. ±	.X0 ± 0.38	APPROVE	DATE Apr 20 2012	Series NO.	
	Free	XX. ±	.XX ± 0.25	Selena Hong	SPx-xxx-Sxxx/x-xx/11	
Free	XXX. ±	.XXX ±				

1.27mm Pitch Board Spacer
-THT- single & dual row