

# (1,27 mm) .050" HEADER TMS, HTMS, SNM SERIES

## SPECIFICATIONS

For complete specifications see [www.samtec.com?TMS](http://www.samtec.com?TMS) or [www.samtec.com?HTMS](http://www.samtec.com?HTMS)

**Insulator Material:** Black Liquid Crystal Polymer  
**Terminal Material:** Phosphor Bronze  
**Plating:** Au over 50µ" (1,27µm) Ni  
**Current Rating:** 1A  
**Operating Temp Range:** -55°C to +105°C with Tin; -55°C to +125°C with Gold  
**RoHS Compliant:** Yes



**Important Note:** Style -02 does not mate with SMS Series.

## SNM

For complete specifications see [www.samtec.com?SNM](http://www.samtec.com?SNM)

Same as HTMS except:  
**Insulator Material:** Black Glass  
 Filled Polyester  
**Contact Resistance:** 10 mΩ max  
**Lead Size accepted:** (0,46mm) .018" SQ  
**Insertion Depth:** (3,43mm) .135" minimum  
**Max Processing Temp:** Not recommended for IR/VP

**Note:** Some lengths, styles and options are non-standard, non-returnable.

## Processing:

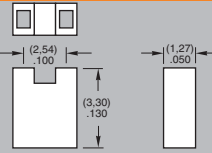
**Max Processing Temp:** 230°C for 60 seconds, or 260°C for 20 seconds 3x  
**Lead-Free Solderable:** Yes



[www.samtec.com](http://www.samtec.com)

**Mates with:** SMS, SLM, RSM

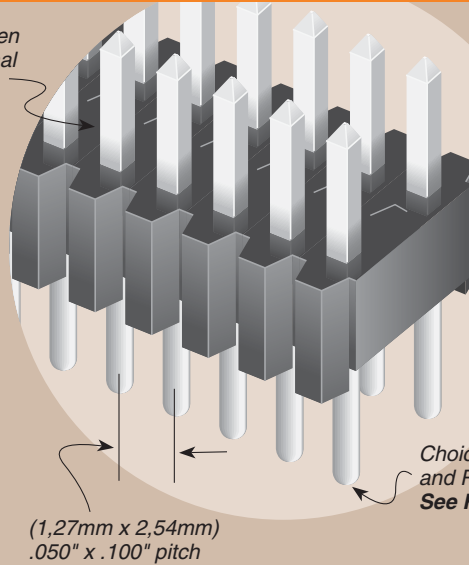
## MICRO SHUNT SNM SERIES



Part No.	Plating
SNM-100-BK-T	Tin
SNM-100-BK-G	10µ" (0,25µm) Gold

**Note:** Other Gold plating options available. Contact Samtec.

Thirteen terminal styles

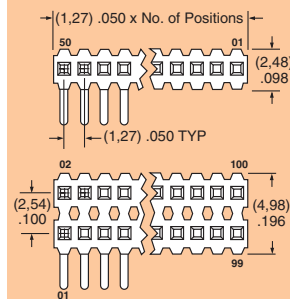


Ideal for board stacking

Choice of Through-hole and Right Angle. See FTR Series for Surface Mount

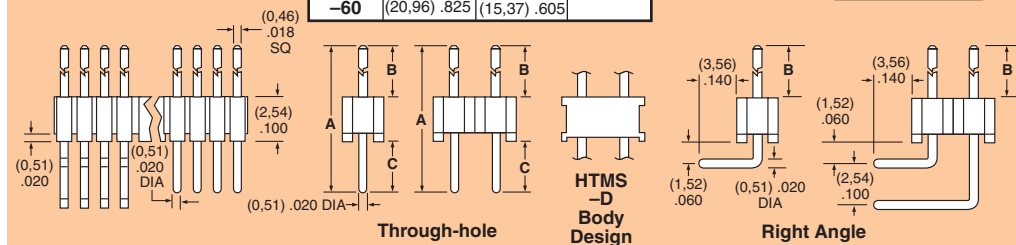
(1,27mm x 2,54mm) .050" x .100" pitch

TYPE STRIP	NO. PINS PER ROW	LEAD STYLE	PLATING OPTION	ROW OPTION	OPTION
TMS = Standard HTMS = High Temp	01 thru 50	Specify LEAD STYLE from chart	-G = 10µ" (0,25µm) Gold on post, Gold flash on tail -S = 30µ" (0,76µm) Gold on post, Matte Tin on tail	-S = Single Row -D = Double Row	-RA = Right Angle -“XXX” = Polarized Position (Specify position of omitted pin)



T/H LEAD STYLE	A	B	C
-01	(11,43) .450	(5,84) .230	(3,05) .120
-02	(8,13) .320	(2,54) .100	
-21	(12,83) .505	(5,84) .230	(4,45) .175
-51	(10,41) .410	(4,83) .190	
-52	(10,80) .425	(5,21) .205	
-53	(12,83) .505	(7,24) .285	
-54	(14,10) .555	(8,51) .335	
-55	(15,49) .610	(9,91) .390	(3,05) .120
-56	(15,88) .625	(10,29) .405	
-57	(16,51) .650	(10,92) .430	
-58	(17,91) .705	(12,32) .485	
-59	(19,18) .755	(13,59) .535	
-60	(20,96) .825	(15,37) .605	

RA LEAD STYLE	B
-01	(5,84) .230
-02	(2,54) .100
-03	(3,18) .125



Due to technical progress, all designs, specifications and components are subject to change without notice.

[WWW.SAMTEC.COM](http://WWW.SAMTEC.COM)