



TECHNICAL SPECIFICATIONS OF SCHOTTKY BARRIER RECTIFIER

VOLTAGE RANGE - 20 to 60 Volts

CURRENT - 10 Amperes

FEATURES

- Low switching noise
- Low forward voltage drop
- Low thermal resistance
- High current capability
- High switching capability
- High surge capability
- High reliability

MECHANICAL DATA

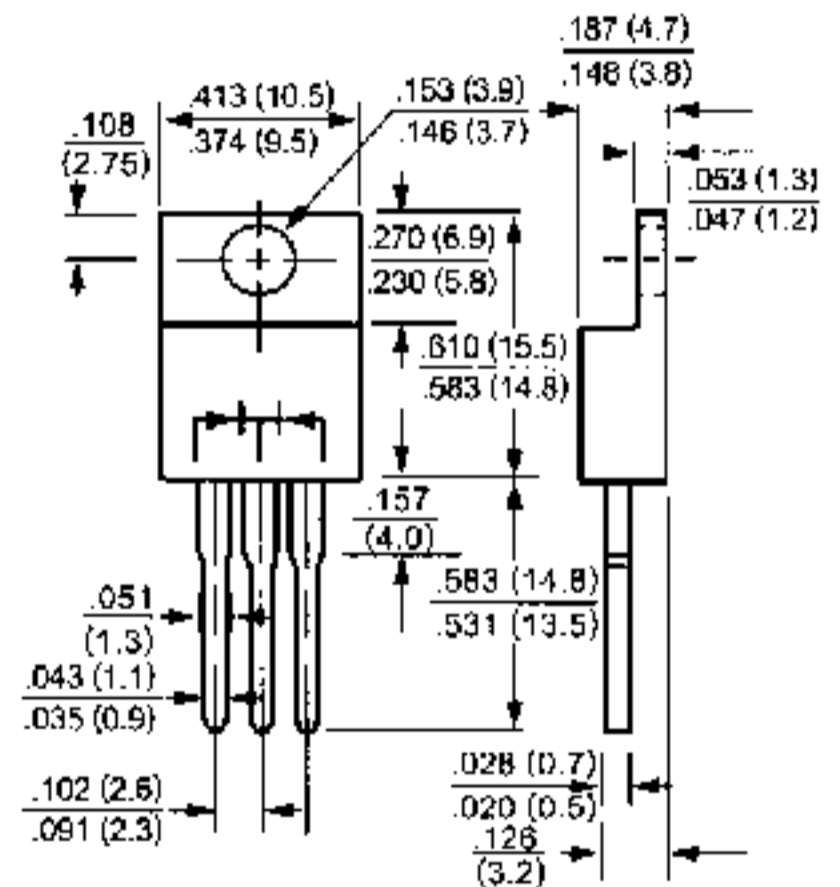
- Case: Molded plastic
- Epoxy: UL 94V-0 rate flame retardant
- Lead: MIL-STD-202E, Method 208 guaranteed
- Polarity: As marked
- Mounting position: Any
- Weight: 2.24 grams

MAXIMUM RATINGS AND ELECTRICAL CHARACTERISTICS

Ratings at 25 °C ambient temperature unless otherwise specified.
Single phase, half wave, 60 Hz, resistive or inductive load.
For capacitive load, derate current by 20%.



TO-220



Dimensions in inches and (millimeters)

	SYMBOL	SR1020	SR1030	SR1040	SR1050	SR1060	UNITS	
Maximum Recurrent Peak Reverse Voltage	VRRM	20	30	40	50	60	Volts	
Maximum RMS Voltage	VRMS	14	21	28	35	42	Volts	
Maximum DC Blocking Voltage	VDC	20	30	40	50	60	Volts	
Maximum Average Forward Rectified Current at Derating Case Temperature	IO	10					Amps	
Peak Forward Surge Current: 8.3 ms single half sine-wave superimposed on rated load (JEDEC Method)	IFSM	150					Amps	
Maximum Instantaneous Forward Voltage at 5.0A DC	VF	.65			.75		Volts	
Maximum DC Reverse Current at Rated DC Blocking Voltage	IF	@Tc = 25°C					5	mAmps
		@Tc = 100°C					100	mAmps
Typical Thermal Resistance (Note 1)	RθJC	3.0					°C/W	
Typical Junction Capacitance (Note 2)	Cj	700					pF	
Operating Temperature Range	TJ	-65 to +150					°C	
Storage Temperature Range	TSTG	-65 to +150					°C	

- NOTES : 1. Thermal Resistance Junction to Case per leg
2. Measured at 1 MHz and applied reverse voltage of 4.0 volts.
3. Suffix "A"= Common Anode.

RATING AND CHARACTERISTIC CURVES (SR1020 THRU SR1060)

FIG. 1 - TYPICAL FORWARD CURRENT DERATING CURVE

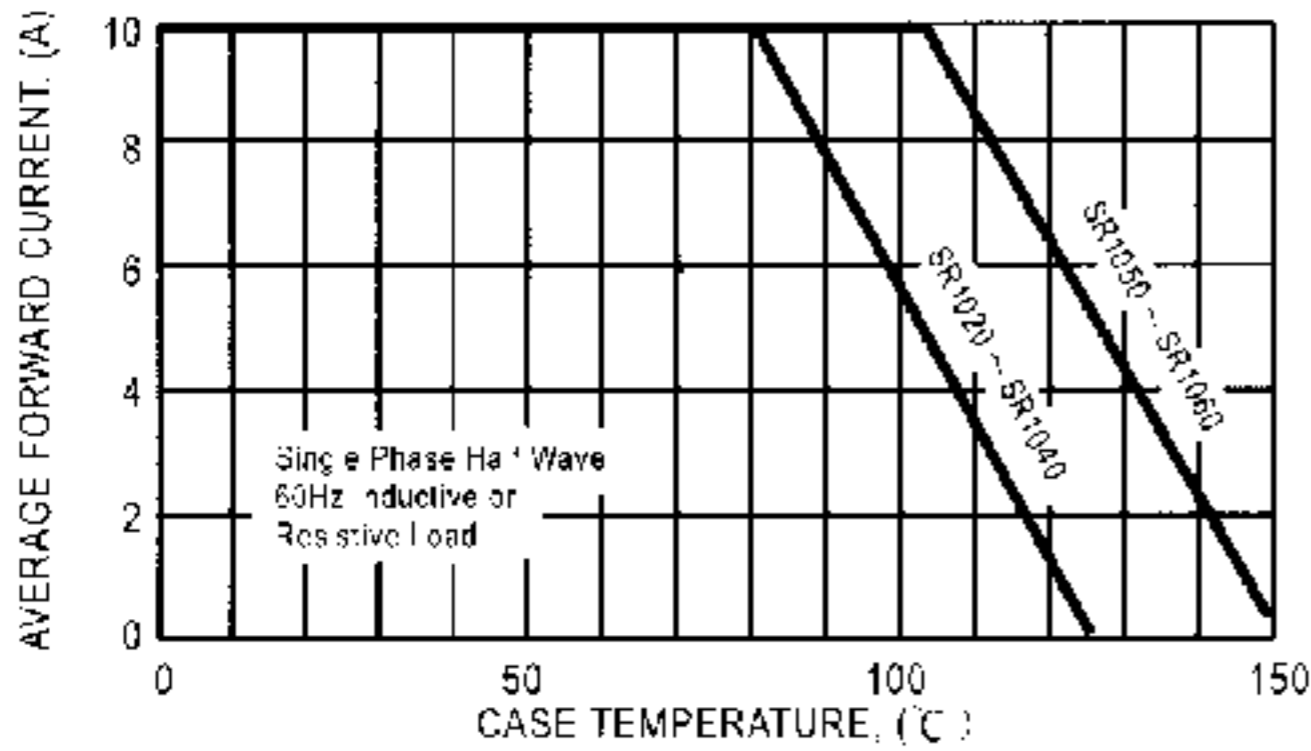


FIG. 2 - TYPICAL REVERSE CHARACTERISTICS

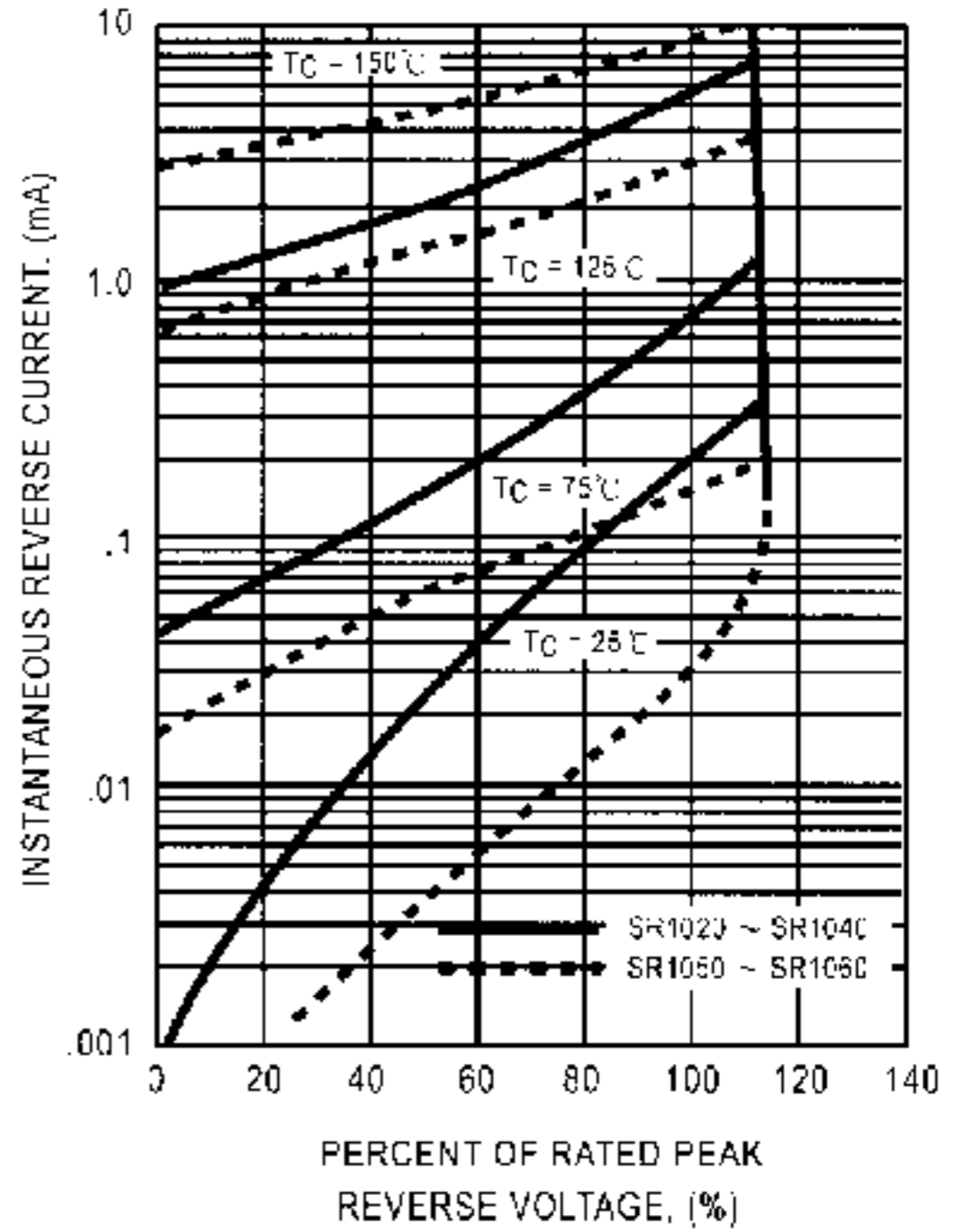


FIG. 3 - MAXIMUM NON-REPETITIVE FORWARD SURGE CURRENT

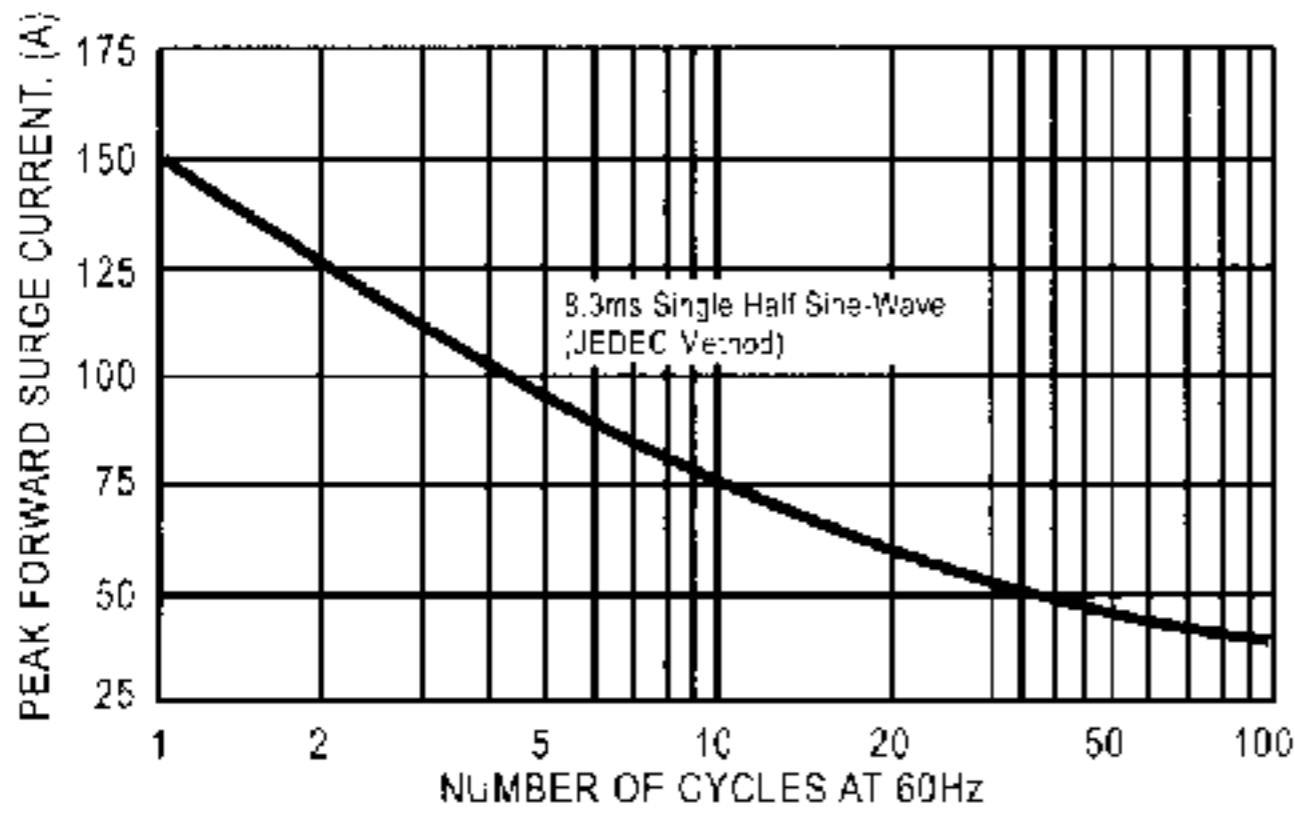


FIG. 4 - TYPICAL JUNCTION CAPACITANCE

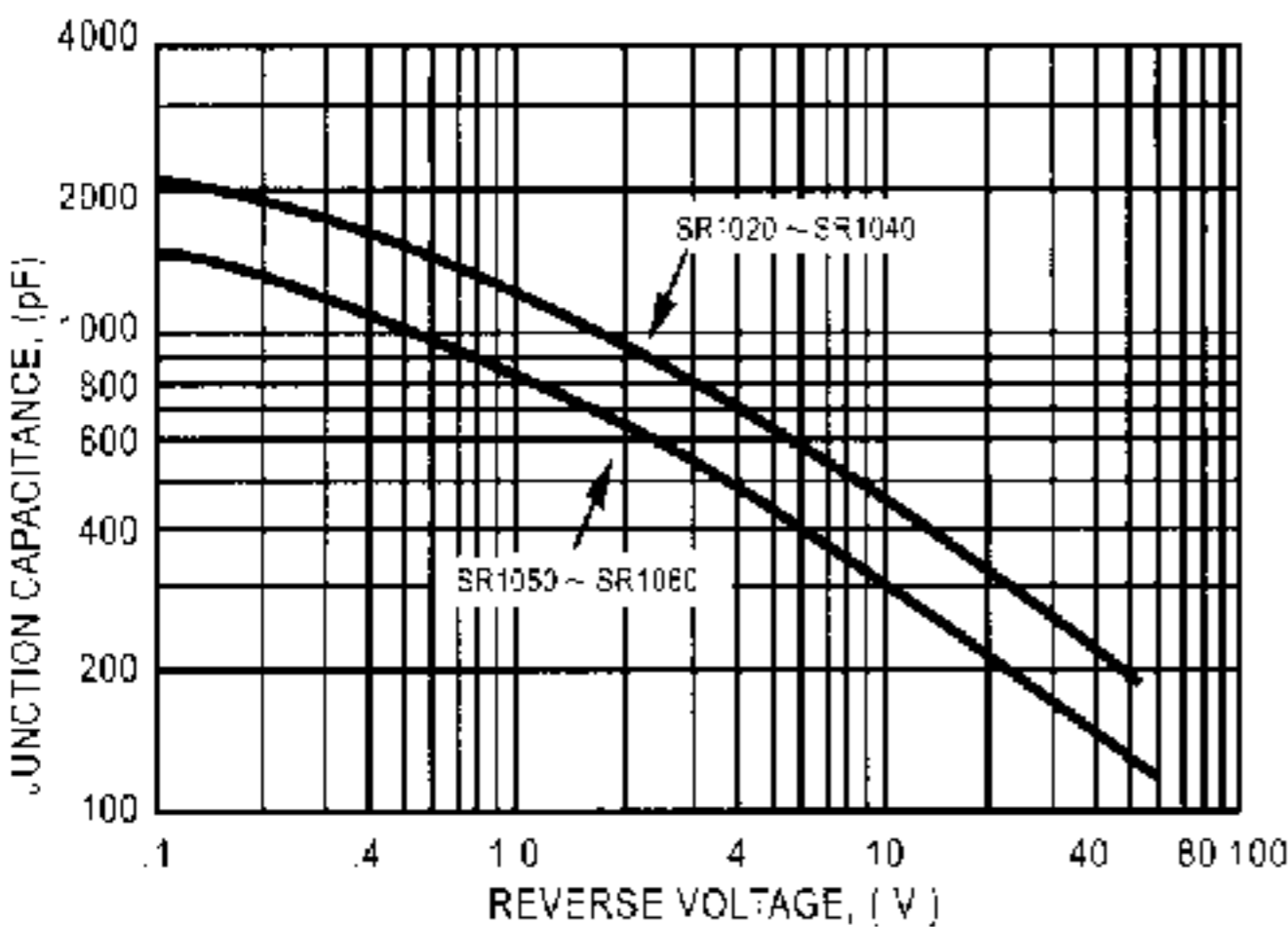


FIG. 5 - TYPICAL INSTANTANEOUS FORWARD CHARACTERISTICS

