

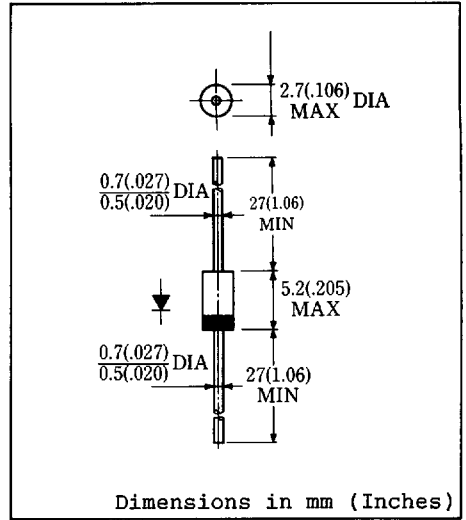
FAST RECOVERY DIODE

1.1A/100~200V/trr:200nsec

10EF1 10EF2

FEATURES

- Miniature Size
- Super Fast Recovery
- Low Forward Voltage Drop
- Low Power Loss, High Efficiency
- High Surge Capability
- 26mm and 52mm Inside Tape Spacing Package Available



Approx. Net Weight: 0.21 Grams

MAXIMUM RATINGS

Voltage Rating	TYPE	◆ 10EF1	◆ 10EF2	Unit	
	Symbol				
Repetitive Peak Reverse Voltage	V_{RRM}	100	200	V	
Non-Repetitive Peak Reverse Voltage	V_{RSM}	200	300	V	
Electrical Rating	Symbol	Condition		Rating	Unit
Average Rectified Output Current	I_O	P.C.Board mounted *	180° rectangular wave conduction $T_a = 21^\circ C$	1.1	A
			180° sinusoidal wave conduction $T_a = 32^\circ C$	1.0	
		Without PCB, FIN.	$T_a = 25^\circ C$	0.95	
RMS Forward Current	$I_{F(RMS)}$			1.57	A
Peak One-cycle Forward Surge Current	I_{FSM}	50Hz half sine wave, non-repetitive		40	A
Operating Junction Temperature Range	T_{jw}			-40 to 150	°C
Storage Temperature Range	T_{stg}			-40 to 150	°C

ELECTRICAL & THERMAL CHARACTERISTICS

Characteristics	Symbol	Test Condition	Max.	Unit
Peak Forward Voltage	V_{FM}	$I_{FM} = 1.0A$ $T_j = 25^\circ C$	1.05	V
Peak Reverse Current	I_{RM}	$V_{RM} = V_{RRM}$ $T_j = 25^\circ C$	10	μA
Reverse Recovery Time	t_{rr}	$I_F = I_R = 10mA$ $T_a = 25^\circ C$	200	ns
Thermal Resistance, junction to ambient	$R_{th(j-a)}$	P.C.Board mounted *	105	°C/W
		Without Fin or P.C.Board	120	

*P.C.Board Print Land=10 x 10mm

◆ For spare parts only

6615123 0002141 1T2

FIG.1-FORWARD VOLTAGE VS. FORWARD CURRENT

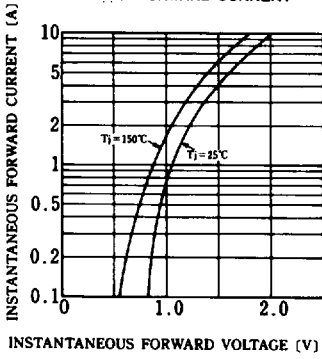


FIG.2-AVERAGE FORWARD POWER DISSIPATION

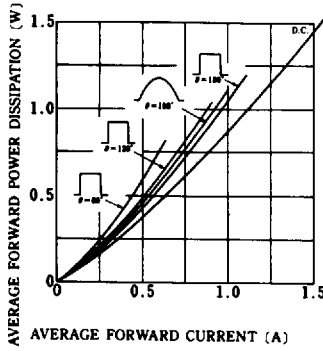


FIG.3-AVERAGE FORWARD CURRENT VS. AMBIENT TEMPERATURE

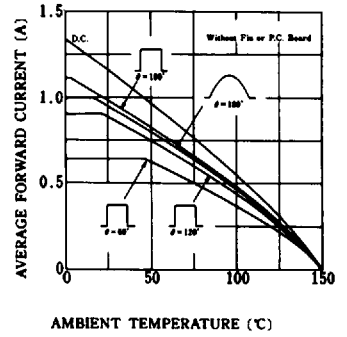


FIG.4-AVERAGE FORWARD CURRENT VS. AMBIENT TEMPERATURE

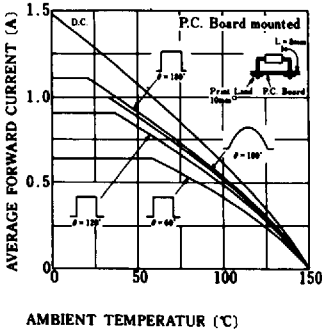


FIG.5-SURGE CURRENT RATINGS

