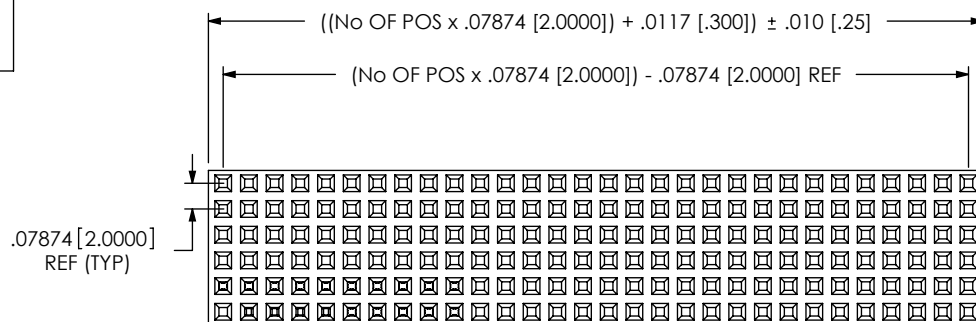


FIG 1

DO NOT SCALE FROM THIS PRINT



**\*\* -MW OPTION, DO NOT DESIGN IN. SAMTEC WILL ONLY SUPPORT EXISTING BUSINESS 2/07/02.**

**POSITION SPECIFICATION**

- 02 THRU -50 POSITIONS PER ROW (SEE NOTE 1)
- LEAD STYLE SPEC**
- 02: USE C-79-02-X
- 03: USE C-79-53-X

**PLATING SPECIFICATION**

- F: FLASH SELECTIVE, 3 Au / 50 Ni MIN ON CONTACT, MATTE TIN ON TAIL.
- FM: FLASH SELECTIVE, 3 Au / 50 Ni MIN ON CONTACT, MATTE TIN TAIL.
- L: LIGHT SELECTIVE, 10 Au / 50 Ni MIN ON CONTACT, MATTE TIN ON TAIL.
- LM: LIGHT SELECTIVE, 10 Au / 50 Ni MIN ON CONTACT, MATTE TIN TAIL.
- G: GOLD, 20 Au / 50 Ni MIN ON CONTACT, 3 Au / 50 Ni MIN ON TAIL.
- GF: LIGHT GOLD: 15 Au / 50 Ni MIN ON CONTACT, 3 Au / 50 Ni MIN ON TAIL (-02 LEAD STYLE ONLY).
- H: HEAVY GOLD: 30 Au / 50 Ni MIN ON CONTACT, 3 Au / 50 Ni MIN ON TAIL.
- S : SELECTIVE, 30 Au / 50 Ni MIN ON CONTACT, MATTE TIN ON TAIL.
- SM: SELECTIVE: 30 Au / 50Ni MIN ON CONTACT, MATTE TIN ON TAIL.
- M: MEDIUM SELECTIVE, 20 Au / 50 Ni MIN ON CONTACT, MATTE TIN ON TAIL.
- MM: MEDIUM SELECTIVE: 20 Au / 50 Ni MIN ON CONTACT, MATTE TIN ON TAIL.

**OPTION**

\*\* -MW: METAL WASHER (SEE FIG.2, SHT.2) (5 POS MIN, 30 POS MAX) (USE TMMH-XX-D-XX BODY N/A ON -S ROW SPEC) (.090 [2.29] MIN, .300 [7.62] MAX TAIL FOR -F, -L & -S PLATING) (.090 [2.29] MIN, .482 [12.24] MAX TAIL FOR -G, & -M PLATING)

**POLARIZATION OPTION**

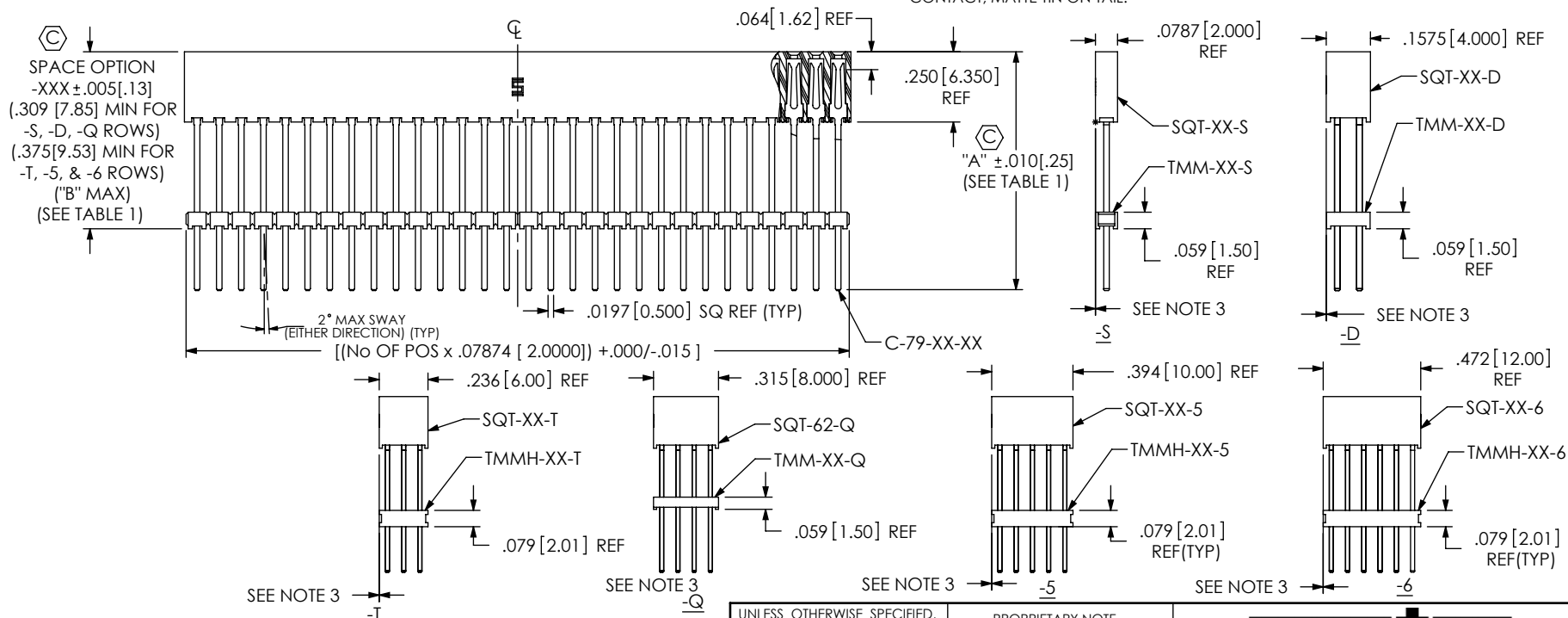
-XXX: INDICATES POSITION (SEE FIG 3, SHT 2) (USE PK-07)

**SPACE OPTION**

.309 [7.85] MIN FOR -S, -D, -Q ROWS  
.375 [9.53] MIN FOR -T, -5 & -6 ROWS  
"B" MAX (SEE TABLE 2)

**ROW SPECIFICATION**

- S: SINGLE (SEE -S)
- D: DOUBLE (SEE -D)
- T: TRIPLE (SEE -T & SEE NOTE 4)
- Q: QUAD (SEE -Q)
- 5: FIVE (SEE -5 & SEE NOTE 4)
- 6: SIX (SEE -6 AND SEE NOTE 4)



| LEAD STYLE | "A"          | "B"          |
|------------|--------------|--------------|
| -02        | .850 [21.59] | .800 [20.32] |
| -03        | .458 [11.63] | .408 [10.36] |

NOTES:

- ⊕ REPRESENTS A CRITICAL DIMENSION.
- TOOLING TO BE DESIGNED TO PRODUCE UP TO 61 POSITIONS.
- TMM / TMMH BODIES ARE NOT TO BE MORE THAN ± .005 FROM PLANE SET BY SQT BODY.
- XM FOR T, 5 AND 6 ROW OPTIONS CANNOT WITHSTAND PB-FREE REFLOW PROCESSING.
- MAX CUT FLASH .020 [.51]

UNLESS OTHERWISE SPECIFIED, DIMENSIONS ARE IN INCHES. TOLERANCES ARE:  
DECIMALS ANGLES  
X: ±.1 [2.5]  
XX: ±.01 [.3]  
XXX: ±.005 [1.3]  
XXXX: ±.0020 [.051]

**PROPRIETARY NOTE**

THIS DOCUMENT CONTAINS INFORMATION CONFIDENTIAL AND PROPRIETARY TO SAMTEC, INC. AND SHALL NOT BE REPRODUCED OR TRANSFERRED TO OTHER DOCUMENTS OR DISCLOSED TO OTHERS OR USED FOR ANY PURPOSE OTHER THAN THAT WHICH IT WAS OBTAINED WITHOUT THE EXPRESSED WRITTEN CONSENT OF SAMTEC, INC.

**MATERIAL:** DO NOT SCALE DRAWING SHEET SCALE: 2:1  
INSULATOR: LCP, UL 94 VO, COLOR: BLACK  
CONTACT: PHOS BRONZE



520 PARK EAST BLVD., NEW ALBANY, IN 47150  
PHONE: 812-944-6733 FAX: 812-948-5047  
e-Mail: info@SAMTEC.com code 55322

DESCRIPTION: ELEVATED SQT ASSM.  
DWG. NO. ESQT-1XX-XX-XX-X-XXX-XXX-XX  
BY: PURVIS 10/20/1995 SHEET 1 OF 2

FIG 2

**\*\* -MW: METAL WASHER  
(ONE PER POSITION)  
(5 POS MIN, 30 POS MAX)**

FLUSH TO +.008 [.20] MAX  
(BELOW TMMH BODY)

3°  
MAX  
SWAY

.005 [0.13] MAX  
(MEASURE AT THE TAIL)

SPACE OPTION  
-XXX +.008 [.20]  
-.005 [.13]

TMMH-XX-D-XX-XX

**\*\* -MW OPTION, DO NOT DESIGN IN. SAMTEC WILL  
ONLY SUPPORT EXISTING BUSINESS 2/07/02.**

DETAIL 'A'  
SCALE 6:1

SQT-01-MW-T

DETAIL 'B'  
SCALE 6:1

**-02 STYLE ONLY**

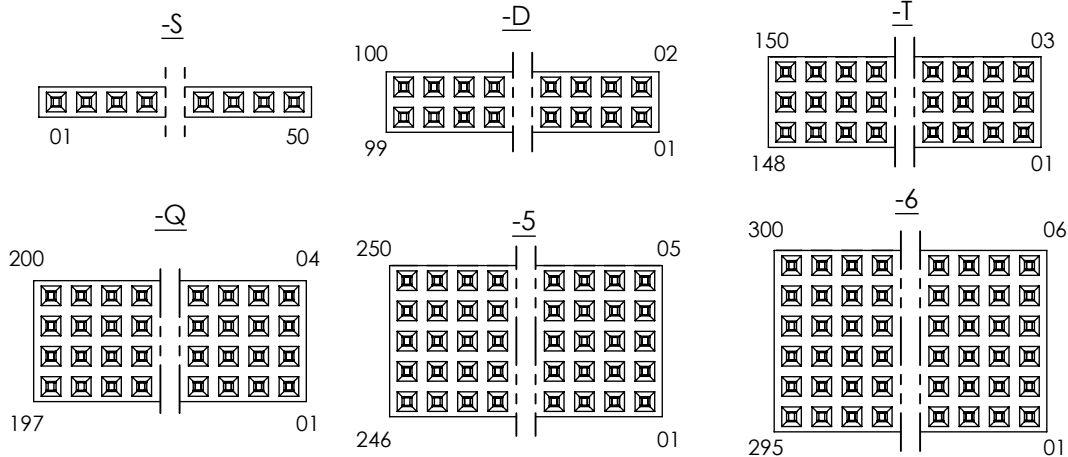
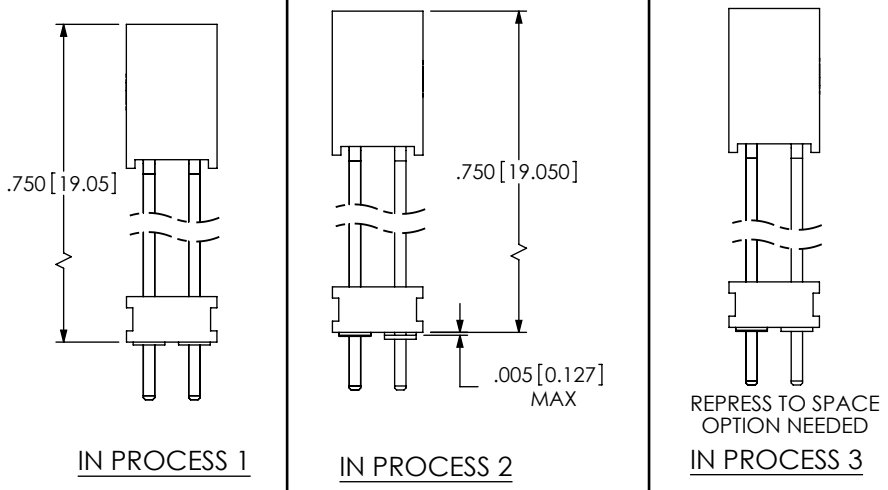


FIG 3  
POLARIZATION OPTION LOCATION  
INSERT PK-07-N INTO SPECIFIED  
POSITION AND BREAK OFF TAB

NOTE:  
1. MINIMUM CONTACT  
RETENTION: 0.5 LB PER PIN.

| STYLE    | ROW | NO. OF POS.          | PKG TUBE        | TUBE PLUG |
|----------|-----|----------------------|-----------------|-----------|
| -02      | -S  | 15-50 (-MW 5-30 POS) | PT-1-24-01-47   | TP-24     |
| -03      | -S  | 15-50 (-MW 5-30 POS) | PT-1-24-01-46   | TP-24     |
| -02, -03 | -S  | 02-14                | LAYER PACKAGING |           |
| -02      | -D  | 15-50 (-MW 5-30 POS) | PT-1-24-01-34   | TP-07     |
| -03      | -D  | 15-50 (-MW 5-30 POS) | PT-1-24-02-46   | TP-03     |
| -02, -03 | -D  | 02-14                | LAYER PACKAGING |           |
| -02      | -T  | 15-50 (-MW 5-30 POS) | PT-1-24-01-74   | TP-07     |
| -03      | -T  | 15-50 (-MW 5-30 POS) | PT-1-24-08-15   | TP-07     |
| -02, -03 | -T  | 02-14                | LAYER PACKAGING |           |
| -02      | -Q  | 15-50 (-MW 5-30 POS) | PT-1-24-03-51   | TP-13     |
| -03      | -Q  | 15-50 (-MW 5-30 POS) | PT-1-24-16-29   | TP-07     |
| -02, -03 | -Q  | 02-14                | LAYER PACKAGING |           |
| -02      | -5  | 15-50 (-MW 5-30 POS) | PT-1-24-01-56   | TP-31     |
| -03      | -5  | 15-50 (-MW 5-30 POS) | PT-1-24-01-08   | TP-13     |
| -02, -03 | -5  | 02-14                | LAYER PACKAGING |           |
| -02      | -6  | 15-50 (-MW 5-30 POS) | PT-1-24-03-28   | TP-31     |
| -03      | -6  | 15-50 (-MW 5-30 POS) | PT-1-24-01-75   | TP-13     |
| -02, -03 | -6  | 02-14                | LAYER PACKAGING |           |

F:\DWG\MISC\MKTG\ESQT-1XX-XX-XX-X-XXX-XXX-XX-MKT.SLDDRW

PROPRIETARY NOTE  
THIS DOCUMENT CONTAINS INFORMATION  
CONFIDENTIAL AND PROPRIETARY TO  
SAMTEC, INC. AND SHALL NOT BE REPRODUCED  
OR TRANSFERRED TO OTHER DOCUMENTS OR  
DISCLOSED TO OTHERS OR USED FOR ANY  
PURPOSE OTHER THAN THAT WHICH IT WAS  
OBTAINED WITHOUT THE EXPRESSED WRITTEN  
CONSENT OF SAMTEC, INC.

DO NOT SCALE DRAWING

SHEET SCALE: 2:1

520 PARK EAST BLVD, NEW ALBANY, IN 47150  
PHONE: 812-944-6733 FAX: 812-948-5047  
e-Mail info@SAMTEC.com code 55322

DESCRIPTION:  
ELEVATED SQT ASSM.

DWG. NO.  
ESQT-1XX-XX-XX-X-XXX-XXX-XX

BY: PURVIS 10/20/1995 SHEET 2 OF 2