.100” (2.54mm) Single Row, Through Hole, Right Angle Headers



1100 SERIES “TERMACON”

PART NUMBER LEGEND

11XX-3-1XX-XX

- **PIN LENGTH** (SEE TABLE II)
- **NUMBER OF POSITIONS PER ROW** (SEE TABLE I)
- **PIN PLATING** (SEE NOTE 2)
- **INSULATOR MATERIAL** (SEE NOTE 1)

MATING CONNECTORS: 1000 SERIES & 1300 SERIES CRIMP OR IDC STYLE CONNECTORS

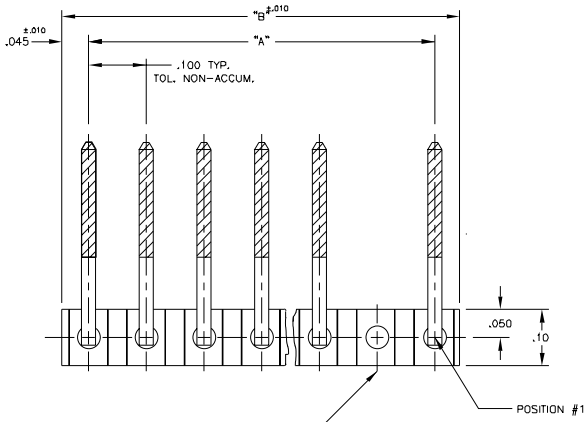

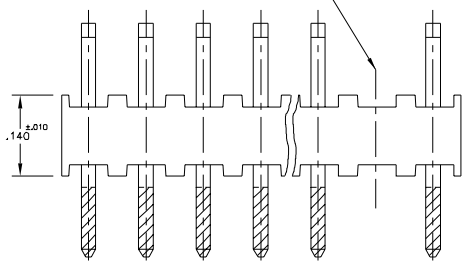

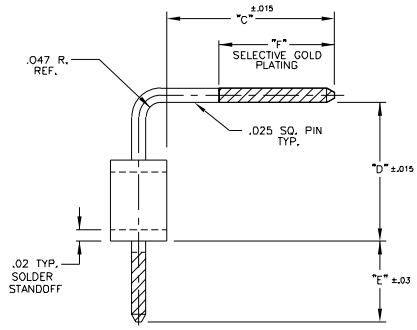

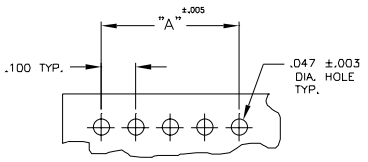

RECOMMENDED P.C. BOARD LAYOUT

NOTES

1) MATERIALS:
   INSULATOR:
   11DX-3-1XX-XX: NYLON 6/6, UL 94V-0
   COLOR: NATURAL (RED)

   PINS: PHOSPHOR BRONZE

2) PIN FINISH:
   11XQ-3-1XX-XX: BRITE TIN OVER NICKEL PLATE. (-205)
   11XZ-3-1XX-XX: .000015 GOLD OVER NICKEL PLATE. (-002)
   11XZ-3-1XX-XX: .000030 GOLD OVER NICKEL PLATE. (-007)
   11XB-3-1XX-XX: .000015 SEL. GOLD OVER NICKEL PLATE, SEL. TIN/LEAD ON SOLDER TAIL. (-809)
   11XE-3-1XX-XX: .000030 SEL. GOLD OVER NICKEL PLATE, SEL. TIN/LEAD ON SOLDER TAIL. (-811)

TABLE I

PART NUMBER	NO. OF POS.	DIM "A"	DIM "B"
11XX-3-102-XX	2	.100 ±.004	.190
-103	3	.200 ±.004	.290
-104	4	.300 ±.005	.390
-105	5	.400 ±.005	.490
-106	6	.500 ±.005	.590
-107	7	.600 ±.006	.690
-108	8	.700 ±.006	.790
-109	9	.800 ±.006	.890
-110	10	.900 ±.006	.990
-111	11	1.000±.007	1.090
-112	12	1.100±.007	1.190
-113	13	1.200±.007	1.290
-114	14	1.300±.007	1.390
11XX-3-115-XX	15	1.400±.008	1.490

TABLE I (CONT.)

PART NUMBER	NO. OF POS.	DIM "A"	DIM "B"
11XX-3-116-XX	16	1.500±.008	1.590
-117	17	1.600±.008	1.690
-118	18	1.700±.008	1.790
-119	19	1.800±.009	1.890
-120	20	1.900±.010	1.990
-121	21	2.000±.010	2.090
-122	22	2.100±.010	2.190
-123	23	2.200±.011	2.290
-124	24	2.300±.011	2.390
-125	25	2.400±.011	2.490
-126	26	2.500±.012	2.590
-127	27	2.600±.012	2.690
11XX-3-128-XX	28	2.700±.012	2.790

TABLE II

PART NUMBER	DIM "C"	DIM "D"	DIM "E"	DIM "F"	DIM "G"	OVERALL LENGTH
11XX-3-1XX-01	.29	.24	.14	.200	.120	.70
-02	.09	.20	.21	–	–	.53
-03	.39	.34	.14	–	–	.906
-04	.295	.383	.14	–	–	.853
-05	.39	.24	.16	–	–	.825
-06	.13	.23	.30	–	–	.700
-07	.105	.24	.15	–	–	.53
-08	.12	.20	.21	–	–	.56
-09	.14	.24	.14	–	–	.56
-10	.43	.25	.14	–	–	.853
-11	.59	.18	.30	–	–	1.100
-12	.10	.15	.23	–	–	.530
-13	.81	.35	.30	–	–	1.500
-14	.34	.24	.12	–	–	.735
-15	.29	.16	.14	–	–	.625
-16	.146	.236	.433	–	–	.850
-17	.295	.280	.125	–	–	.735
-18	.398	.200	.230	–	–	.860
-19	.50	.125	.140	.200	.120	.800
-20	.40	.25	.25	–	–	.930
-21	.29	.24	.13/.10	–	–	.685
-22	.295	.20	.120±.020	–	–	.650
-23	.120	.20	.75	–	–	1.100
-24	.130	.223	.130±.015	–	–	.517
-25	.143	.218 ±.005	.147±.010	–	–	.543
-26	.120	.287	.100	–	–	.560
-27	.305	.163	.09/.13	.200	.120	.625
-28	.388±.012	.433±.012	.295±.012	–	–	1.140
-29	.125	.157	.315	–	–	.625
11XX-3-1XX-30	.101	.23	.14	.200	.190	.500

METHODE ELECTRONICS, INC.
Connector Products

1700 Hicks Road • Rolling Meadows, IL 60008 USA
Telephone: 847.392.3500 • Fax: 847.392.9404
email: mcpsales@methode.com • Web Page: www.methode.com