

SCHOTTKY BARRIER RECTIFIER

VOLTAGE RANGE 40 to 200 Volts CURRENT 8.0 Amperes

FEATURES

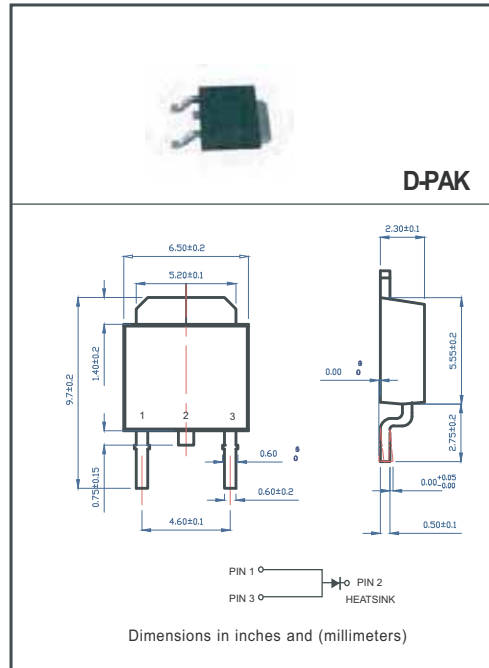
- * High reliability
- * Low switching loss
- * Low forward voltage drop
- * High current capability
- * High switching capability
- * P/N suffix V means AEC-Q101 qualified, e.g:SR840KV
- * P/N suffix V means Halogen-free

MECHANICAL DATA

- * Epoxy: Device has UL flammability classification 94V-0
- * Case: D-PAK Molded plastic
- * Lead: MIL-STD-202E method 208C guaranteed
- * Mounting: position: Any

MAXIMUM RATINGS AND ELECTRICAL CHARACTERISTICS

Ratings at 25 °C ambient temperature unless otherwise specified.
Single phase, half wave, 60 Hz, resistive or inductive load.
For capacitive load, derate current by 20%.



MAXIMUM RATINGS (@ TA=25 °C unless otherwise noted)

RATINGS	SYMBOL	SR840K	SR845K	SR850K	SR860K	SR880K	SR8100K	SR8150K	SR8200K	UNITS
Maximum Recurrent Peak Reverse Voltage	V _{RRM}	40	45	50	60	80	100	150	200	Volts
Maximum RMS Voltage	V _{RMS}	28	20	35	42	56	70	105	140	Volts
Maximum DC Blocking Voltage	V _{DC}	40	45	50	60	80	100	150	200	Volts
Maximum Average Forward Rectified Current at Derating Case Temperature	I _O	8.0								Amps
Peak Forward Surge Current 8.3 ms single half sine-wave superimposed on rated load (JEDEC method)	I _{FSM}	150								Amps
Typical Current Squared Time	I ² T	93.37								A ² S
Typical Thermal Resistance (Note 1)	R _{θJA}	60								°C/W
	R _{θJC}	3								
Typical Junction Capacitance (Note 2)	C _J	700						450	pF	
Operating Temperature Range	T _J	-55 to + 150								°C
Storage Temperature Range	T _{STG}	-55 to + 150								°C

ELECTRICAL CHARACTERISTICS (@TA=25 °C unless otherwise noted)

CHARACTERISTICS	SYMBOL	SR840K	SR845K	SR850K	SR860K	SR880K	SR8100K	SR8150K	SR8200K	UNITS	
Maximum Instantaneous Forward Voltage at 8.0A DC	V _F	.65		.75		.85				Volts	
Maximum Average Reverse Current at Rated DC Blocking Voltage	I _R	@T _A = 25°C	0.2								mA
		@T _A = 150°C	10								mA

- NOTES : 1. Thermal Resistance : Heat-sink case mounted or if PCB mounted.
2. Measured at 1 MHz and applied reverse voltage of 4.0 volts.
3. "Fully ROHS compliant", "100% Sn plating (Pb-free)".
4. Suffix "R" for Reverse Polarity.
5. Suffix "K" for D-PAK Pkg.

RATING AND CHARACTERISTICS CURVES (SR840KV THRU SR8200KV)

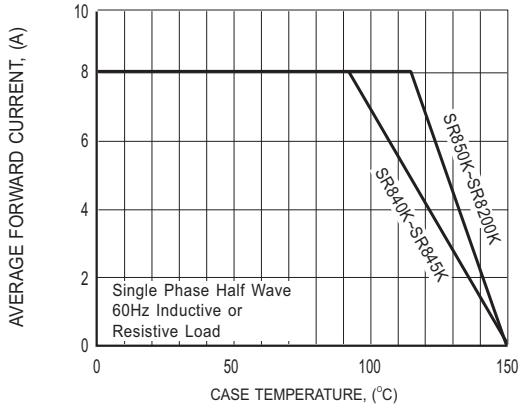


FIG.1 TYPICAL FORWARD CURRENT DERATING CURVE

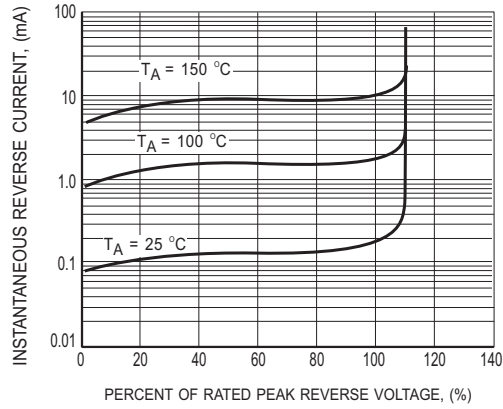


FIG.2 MAXIMUM REVERSE CHARACTERISTICS

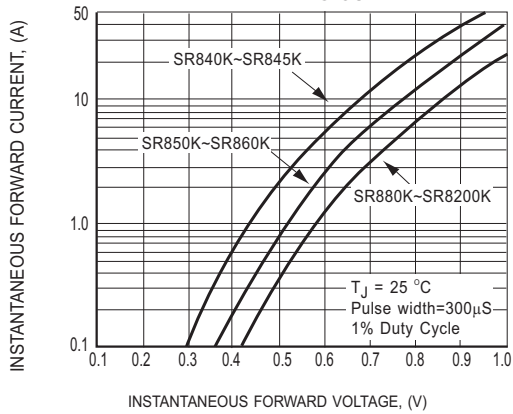


FIG.3 MAXIMUM INSTANTANEOUS FORWARD CHARACTERISTICS

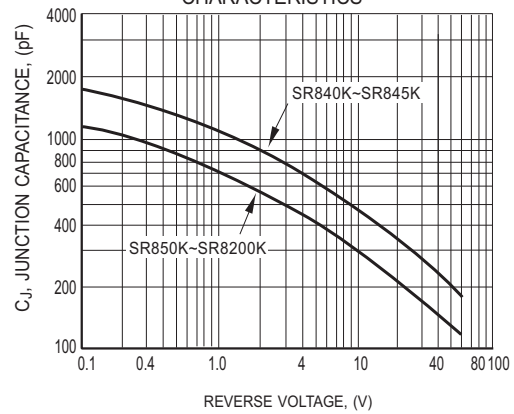


FIG.4 TYPICAL JUNCTION CAPACITANCE

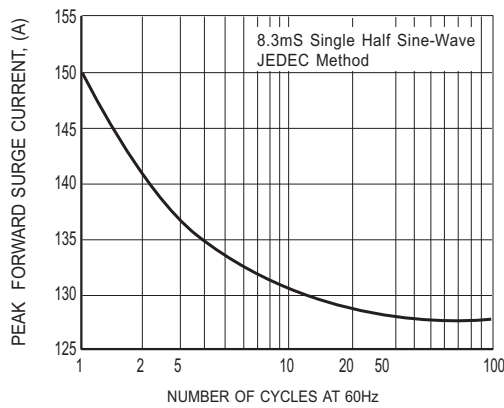


FIG.5 MAXIMUM NON-REPETITIVE FORWARD SURGE CURRENT



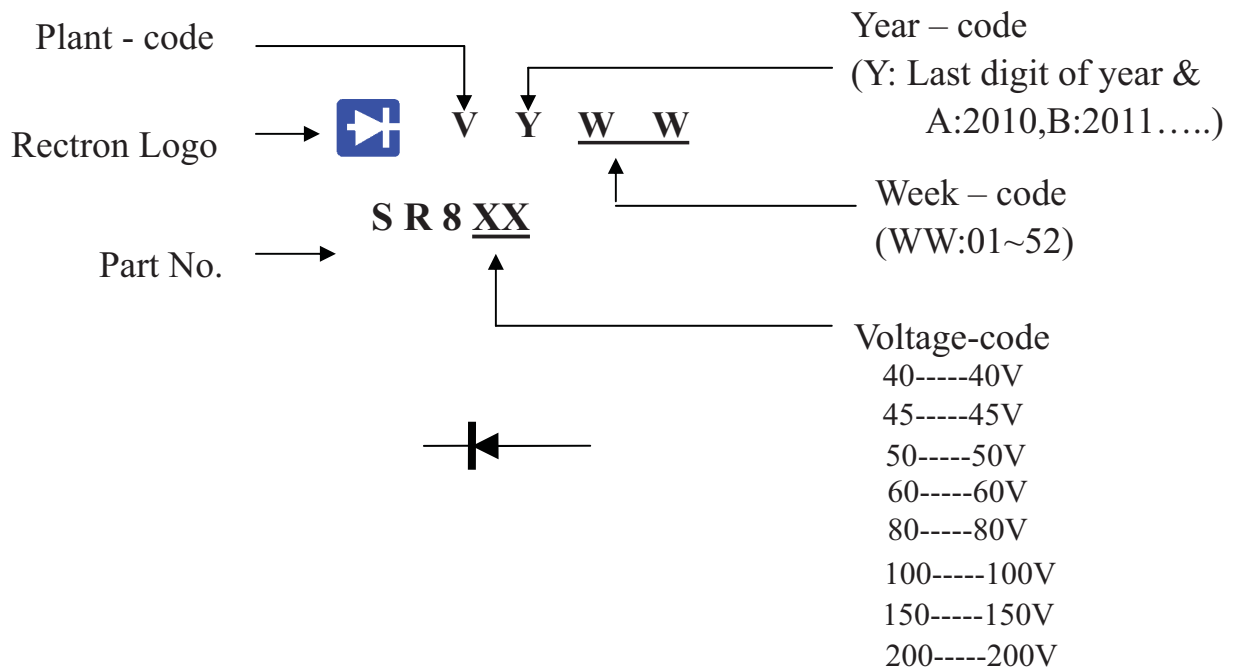
RECTRON

Attachment information about SR8XXK

1. Internal Circuit



2. Marking on the body



PACKAGING OF DIODE AND BRIDGE RECTIFIERS

TUBE PACK

PACKAGE	PACKING CODE	EA PER BOX	INNER BOX SIZE (mm)	CARTON SIZE (mm)	EA PER CARTON	WEIGHT(Kg)
D-PAK	-C	2,000	550*140*92	572*308*120	4,000	10.20

DISCLAIMER NOTICE

Rectron Inc reserves the right to make changes without notice to any product specification herein, to make corrections, modifications, enhancements or other changes. Rectron Inc or anyone on its behalf assumes no responsibility or liability for any errors or inaccuracies. Data sheet specifications and its information contained are intended to provide a product description only. "Typical" parameters which may be included on RECTRON data sheets and/ or specifications can and do vary in different applications and actual performance may vary over time. Rectron Inc does not assume any liability arising out of the application or use of any product or circuit.

Rectron products are not designed, intended or authorized for use in medical, life-saving implant or other applications intended for life-sustaining or other related applications where a failure or malfunction of component or circuitry may directly or indirectly cause injury or threaten a life without expressed written approval of Rectron Inc. Customers using or selling Rectron components for use in such applications do so at their own risk and shall agree to fully indemnify Rectron Inc and its subsidiaries harmless against all claims, damages and expenditures.