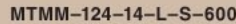

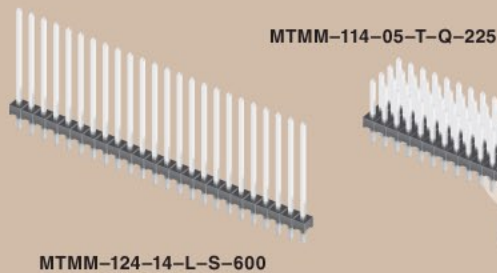




(2,00mm) .0787"

MTMM SERIES



MODIFIED THROUGH-HOLE HEADER

SPECIFICATIONS

For complete specifications see www.samtec.com?MTMM

Insulator Material:
Black Liquid Crystal Polymer



Terminal Material:
Phosphor Bronze

Plating:
Sn or Au over 50µ" (1,27µm) Ni

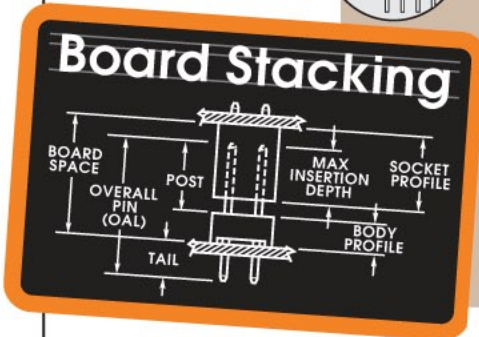
Current Rating:
3A @ 80°C ambient

Operating Temp Range:
-55°C to +105°C with Tin;
-55°C to +125°C with Gold

RoHS Compliant:
Yes

Lead-Free Solderable:
Yes

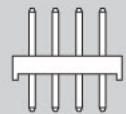
Mates with:
CLT, SQT, SQW, ESQT,
TLE, SMM, MMS, TCSD



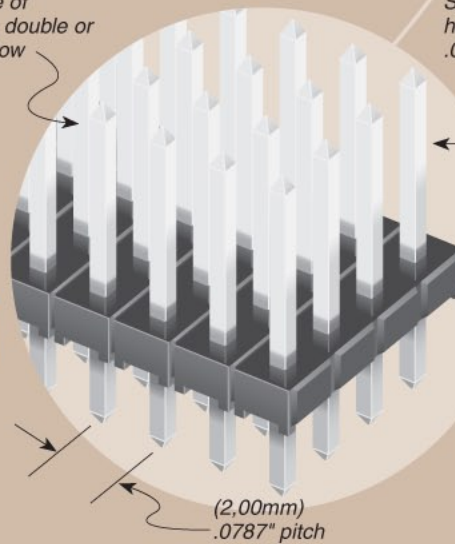
Choice of single, double or quad row

Specify post height in (0,13mm) .005" increments

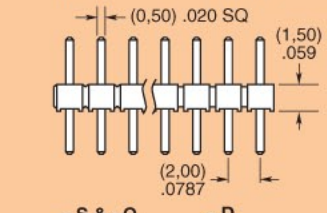
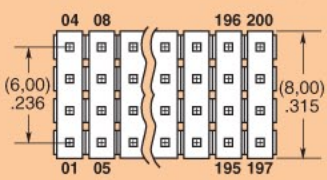
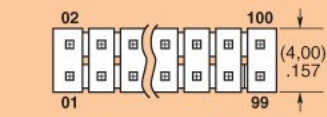
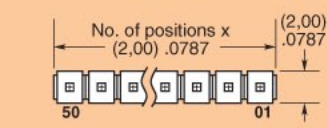
ALSO AVAILABLE



Paste In Hole (PIH) processing. Contact Samtec ASP Group.



01 thru 50



Specify LEAD STYLE from chart.

- F = Gold flash on post, Matte Tin on tail
- L = 10µ" (0,25µm) Gold post, Matte Tin on tail
- G = 20µ" (0,51µm) Gold post, Gold flash on tail
- T = Matte Tin

- S = Single Row
- D = Double Row
- Q = Quad Row

- "XXX" = Post Height in inches (0,13mm) .005" increments
Example:
-070 = (1,78mm) .070"

- "XXX" = Polarized Position Specify position of omitted pin

LEAD STYLE	OAL
-02	(6,48) .255
-03	(7,67) .302
-04	(8,20) .323
-05	(9,58) .377
-06	(10,08) .397
-07	(11,58) .456
-08	(12,09) .476
-09	(13,59) .535
-10	(14,10) .555
-11	(15,09) .594
-12	(15,60) .614
-13	(17,09) .673
-14	(19,08) .751
-15	(21,08) .830

Note: Other Gold plating options available. Contact Samtec.

Note: This Series is non-standard, non-returnable.

Due to technical progress, all designs, specifications and components are subject to change without notice.

WWW.SAMTEC.COM