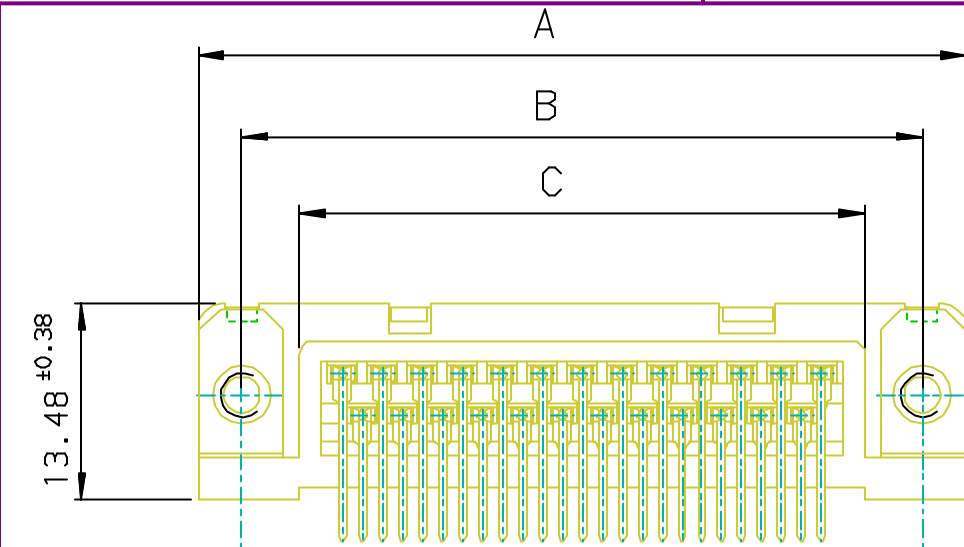
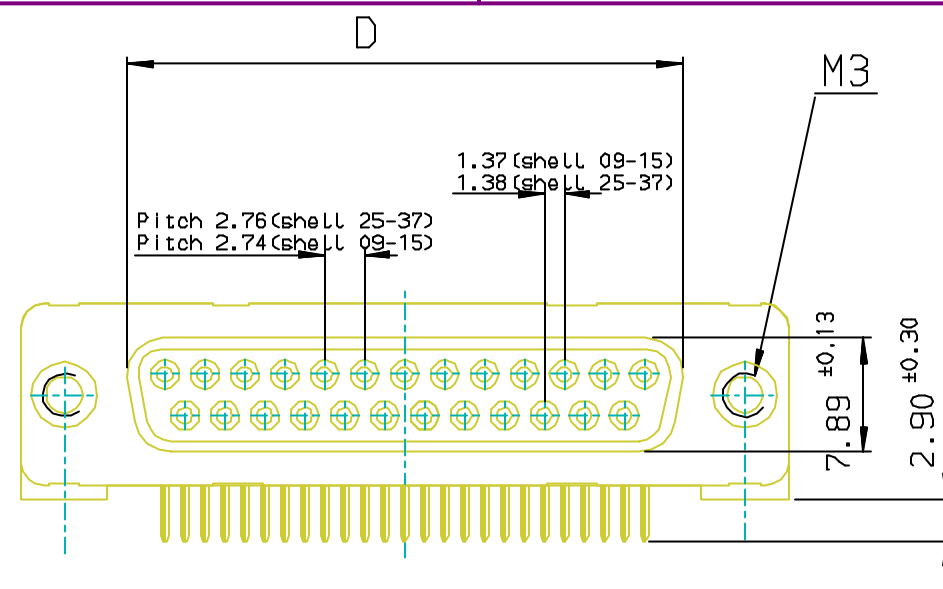
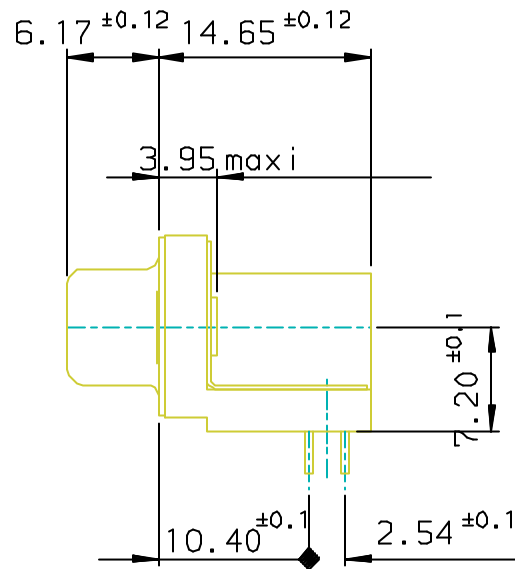
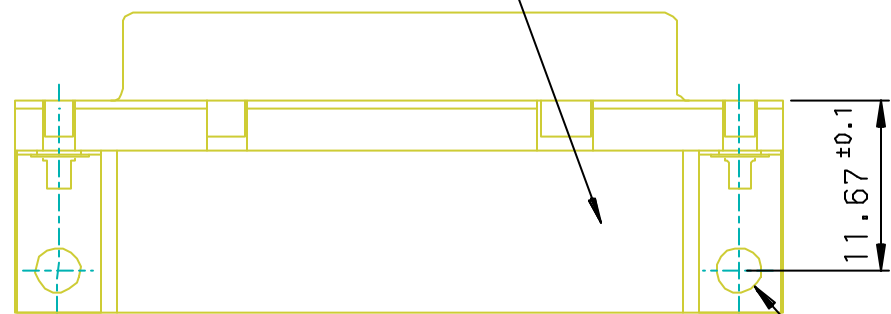




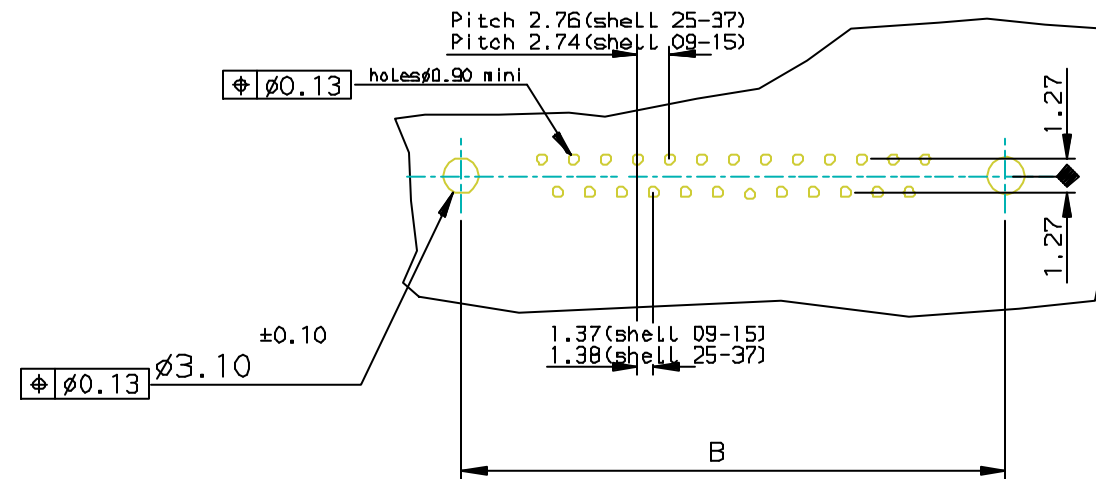
Copyright FCI.



Part Number & Date Code Printing



PC card drilling dimensions (after plating)
(thickness 1.60±0.20mm)



SHELL	A±0.38	B±0.12	C±0.10	D±0.25	PART NUMBER
09	30.81	24.99	16.96	16.21	D09S13A*UL00**
15	39.14	33.32	25.18	24.54	D15S13A*UL00**
25	53.03	47.04	39.12	38.25	D25S13A*UL00**
37	69.32	63.50	55.68	54.71	D37S13A*UL00**

LF FOR LEAD FREE

Plating: 4 --> flash AU
Plating: 6 --> 0.76µ AU

REQUIREMENTS

Technical characteristics:

- Shell: steel tin /Zinc Cr3 plated
- Insulators: self-extinguishing thermoplastic, ULClass94V0
- Contacts size 20: phosphor bronze, gold on mating end, bright tin on termination end over nickel on entire contact
- Cycles :500 for plating 6
- Cycles :200 for plating 4
- Nuts: brass, tin plated/Zinc Cr3
- Metal plate for electrical continuity: brass, tin/Zinc Cr3 plated

Electrical characteristics:

- max. current rating: 5A
- Test voltage: 1000V
- Rated voltage: 300V
- Contact resistance: <15mΩ
- Shell resistance: <5mΩ
- Insulation resistance: >5000MΩ

Climatic characteristics:

- Operating temperature range: -55°C +125°C

Dimensions:

- in accordance with MIL-C-24308

FOR ROHS DETAILS REFER DWG.NO: C01-8646-0000

European Views

rev	ecn no	dr	date
C	105-0124	JS	2005/07/27
D	106-0074	SK	2006/06/08
-	-	-	-
-	-	-	-
-	-	-	-
-	-	-	-

www.fciconnect.com		surface ISO 1302 ✓	tolerance std ISO 406 ISO 1101	projection mm
TOLERANCES UNLESS OTHERWISE SPECIFIED				
Dr	JOHN SLEEBA	1996/09/10	ANGULAR	0.X ±0.1
Eng	GEORGE VJ	1996/09/10	LINEAR	0.XX ±0.1
Chr	GEORGE VJ	2005/07/27	0.XX ±1°	0.XXX ±0.1
Appr	KVSD	2005/07/27	Product family	D-SUB
FCI		title SOCKET CONNECT.DELTA D RIGHT ANGLED WITH NUT,METAL BRACKET.		size A3
catalog no		DELTA-D		Scale 1:1
Rev.		C01-8646-0488		ECN -
sheet 1 of 1		CUSTOMER		Spec ref -

REV F - 2006-04-17