

3-641535-2 ✓ ACTIVE

MTA 100

TE Internal #: 3-641535-2

Standard Rectangular Connectors, Connector Assembly, Receptacle, Mating Retention, Insulation Displacement (IDC), Wire-to-Board, Tin, Normal, MTA 100

[View on TE.com >](#)



Connectors > Rectangular Connectors > Standard Rectangular Connectors > MTA Receptacle: Nylon, Tin Plated, 2.54 mm



Connector Product Type: **Connector Assembly**

Connector & Housing Type: **Receptacle**

Mating Alignment: **Without**

Mating Retention: **With**

Mating Retention Type: **Locking Ramp**

[All MTA Receptacle: Nylon, Tin Plated, 2.54 mm \(167\)](#)

Features

Product Type Features

| | |
|------------------------------------|--------------------|
| Compatible With Discrete Wire Type | Stranded |
| Connector Product Type | Connector Assembly |
| Connector & Housing Type | Receptacle |
| Connector System | Wire-to-Board |
| Insertion Force Type | Normal |
| Sealable | No |
| Connector & Contact Terminates To | Wire & Cable |

Configuration Features

| | |
|---------------------|-----|
| Number of Cavities | 2 |
| Contacts Preloaded | Yes |
| Number of Positions | 2 |
| Number of Rows | 1 |



Electrical Characteristics

| | |
|-------------------|---------|
| Operating Voltage | 250 VAC |
|-------------------|---------|

Contact Features

| | |
|--|------------|
| Contact Type | Receptacle |
| Wire Contact Termination Area Plating Material | Tin |
| Contact Underplating Material | Nickel |
| Contact Mating Area Plating Material | Tin |
| Contact Retention Within Housing | With |
| Contact Current Rating (Max) | 5 A |

Termination Features

| | |
|------------------------------------|-------------------------------|
| Termination Method to Wire & Cable | Insulation Displacement (IDC) |
|------------------------------------|-------------------------------|

Mechanical Attachment

| | |
|---------------------------------------|----------------------------|
| Contact Retention Type Within Housing | Locking Lance |
| Mating Alignment | Without |
| Mating Retention | With |
| Mating Retention Type | Locking Ramp |
| Connector Mounting Type | Cable Mount (Free-Hanging) |

Housing Features

| | |
|--------------------|----------------|
| Housing Material | Nylon 6/6 |
| Housing Color | White |
| Centerline (Pitch) | 2.54 mm[.1 in] |

Dimensions

| | |
|------------------|--------------------|
| Connector Height | 13.47 mm[.53 in] |
| Product Width | 6.99 mm[.275 in] |
| Product Length | 5.08 mm[.2 in] |
| Wire Size | .2 mm ² |

Usage Conditions

| | |
|-----------------------------|----------------------------|
| Operating Temperature Range | -55 – 105 °C[-67 – 221 °F] |
|-----------------------------|----------------------------|

Operation/Application

| | |
|---------------------|--------|
| Shielded | No |
| Circuit Application | Signal |

Industry Standards



| | |
|------------------------|------------|
| CSA Rating | LR 7189 |
| UL Rating | Recognized |
| Agency/Standard | CSA, UL |
| Approved Standards | UL E28476 |
| UL Flammability Rating | UL 94V-2 |

Packaging Features

| | |
|--------------------|---------|
| Packaging Quantity | 500 |
| Packaging Method | Bag/Box |

Product Compliance

[For compliance documentation, visit the product page on TE.com>](#)















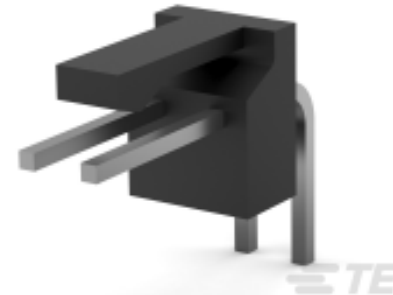




| | |
|---|---|
| EU RoHS Directive 2011/65/EU | Compliant |
| EU ELV Directive 2000/53/EC | Compliant |
| China RoHS 2 Directive MIIT Order No 32, 2016 | No Restricted Materials Above Threshold |
| EU REACH Regulation (EC) No. 1907/2006 | Current ECHA Candidate List: JUNE 2023 (235) Candidate List Declared Against: JUNE 2023 (235) Does not contain REACH SVHC |
| Halogen Content | Low Halogen - Br, Cl, F, I < 900 ppm per homogenous material. Also BFR/CFR/PVC Free |
| Solder Process Capability | Not applicable for solder process capability |

Product Compliance Disclaimer


This information is provided based on reasonable inquiry of our suppliers and represents our current actual knowledge based on the information they provided. This information is subject to change. The part numbers that TE has identified as EU RoHS compliant have a maximum concentration of 0.1% by weight in homogenous materials for lead, hexavalent chromium, mercury, PBB, PBDE, DBP, BBP, DEHP, DIBP, and 0.01% for cadmium, or qualify for an exemption to these limits as defined in the Annexes of Directive 2011/65/EU (RoHS2). Finished electrical and electronic equipment products will be CE marked as required by Directive 2011/65/EU. Components may not be CE marked. Additionally, the part numbers that TE has identified as EU ELV compliant have a maximum concentration of 0.1% by weight in homogenous materials for lead, hexavalent chromium, and mercury, and 0.01% for cadmium, or qualify for an exemption to these limits as defined in the Annexes of Directive 2000/53/EC (ELV). Regarding the REACH Regulation, the information TE provides on SVHC in articles for this part number is based on the latest European Chemicals Agency (ECHA) 'Guidance on requirements for substances in articles' posted at this URL: <https://echa.europa.eu/guidance-documents/guidance-on-reach>

Compatible Parts




| | | | |
|---|--|---|--|
|  <p>TE Part # CAT-104MTA-NTPMP MTA Plug: Nylon, Tin Plated, 2.54 mm, with Mating Alignment</p> |  <p>TE Part # CAT-104MTA-PRUMH PCB Header: Polyester, Right Angle, 2.54 mm</p> |  <p>TE Part # CAT-104MTA-PVBRH Polyester Vertical PCB Header: 2.54 mm, Breakaway, MTA 100</p> |  <p>TE Part # CAT-104MTA-PVUNH PCB Header: Polyester, Vertical, Unshrouded, No Mating Alignment</p> |
|  <p>TE Part # CAT-104MTA-PRSMH PCB Header, Right Angle, Polyester, 2.54 mm</p> |  <p>TE Part # 640454-2 02P MTA100 HDR ASSY SQ STR POL</p> |  <p>TE Part # CAT-104MTA-PRUSH PCB Header: Polyester, Right Angle, Unshrouded</p> |  <p>TE Part # 640550-2 02P MTA100 COVER</p> |
|  <p>TE Part # CAT-104MTA-PVSHH Polyester Vertical PCB Header: 2.54 mm, Shrouded, MTA 100</p> |  <p>TE Part # CAT-104MTA-NYLCC Nylon PCB Connector Covers: 2.54 mm, MTA 100</p> |  <p>TE Part # CAT-104MTA-NVTHH Nylong Vertical PCB Header: 2.54mm, Through Hole, MTA 100</p> |  <p>TE Part # 58074-1 MTA 50/100/156 MANUAL TOOL FRAME</p> |
|  <p>TE Part # 3-647106-2 02P MTA-100 HDR ASSY,SM,SN</p> |  <p>TE Part # 3-644694-2 02P MTA100 R/A HDR RETENTIVE</p> |  <p>TE Part # 3-647051-2 02P MTA100 HRD ASSY/L HT LF</p> |  <p>TE Part # 58246-3 MTA 100 CRIMP HEAD PRODUCTION RBBN CABLE</p> |
|  <p>TE Part # 58579-1 MTA 100 MANUAL TOOL ASSEMBLY DISCRETE</p> |  <p>TE Part # 58039-1 MTA 100 ARBOR FIXTURE DISCRETE RBN CABLE</p> |  <p>TE Part # 58246-2 MTA 100 CRIMP HEAD PRODUCTION DISCRETE</p> | |


Also in the Series | **MTA 100**



Connector Caps & Covers(69)




Insertion & Extraction Tools(2)




PCB Connector Keying(1)




PCB Headers & Receptacles(440)



Standard Rectangular Connectors(495)

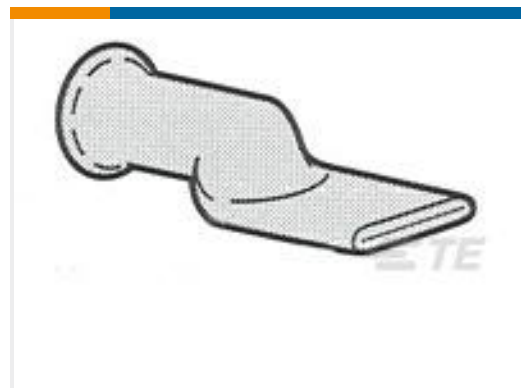


Wire-to-Board Connector Assemblies & Housings(1)



Wire-to-Board Connector Contacts(8)

Customers Also Bought



TE Part #325614
TERMINAL,AMPPOWER 4/0 0



TE Part #0697834002
NTRF-1/2-0-SP



TE Part #87133-1
04 LOCKING CLIP HSG DR .100CL



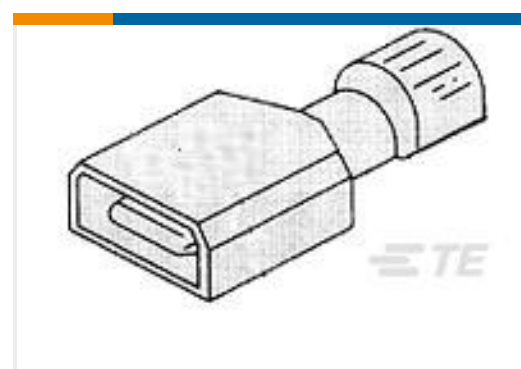
TE Part #34140
PG R 22-16 COMM 22-18 MIL 2



TE Part #34854
TERMINAL,PG R 12-10 10



TE Part #640388-3
03P MTA156 HDR ASSY RN STR F/L



TE Part #4-521097-2
ULTRA-FAST 250 ASY TAB 12-10 AWG TPBR



TE Part #7-1415029-1
PB114006



TE Part #2-34150-1
PG R 22-16 COMM 22-18 MIL 1/4

Documents



Product Drawings

[02P MTA100 CONN ASSY LF](#)

English

CAD Files

[3D PDF](#)

3D

Customer View Model

[ENG_CVM_CVM_3-641535-2_S.2d_dxf.zip](#)

English

Customer View Model

[ENG_CVM_CVM_3-641535-2_S.3d_igs.zip](#)

English

Customer View Model

[ENG_CVM_CVM_3-641535-2_S.3d_stp.zip](#)

English

Customer View Model

[ENG_CVM_3-641535-2_N.3d_igs.zip](#)

English

Customer View Model

[ENG_CVM_3-641535-2_N.3d_stp.zip](#)

English

Customer View Model

[ENG_CVM_3-641535-2_N.2d_dxf.zip](#)

English

[3D PDF](#)

English

By downloading the CAD file I accept and agree to the [Terms and Conditions](#) of use.

Product Specifications

[Application Specification](#)

English

Product Environmental Compliance

[Product Compliance](#)

English

[Product Compliance](#)

English

Agency Approvals

[CSA Certificate](#)

English