



Micro Commercial Components

Micro Commercial Components
 20736 Marilla Street Chatsworth
 CA 91311
 Phone: (818) 701-4933
 Fax: (818) 701-4939

SBL1620CT THRU SBL1660CT

Features

- Metal of silicon rectifier, majority carrier conduction
- High current capability, low V_F
- Marking: Type Number
- Case Material: Molded Plastic. UL Flammability Classification Rating 94V-0

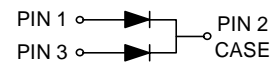
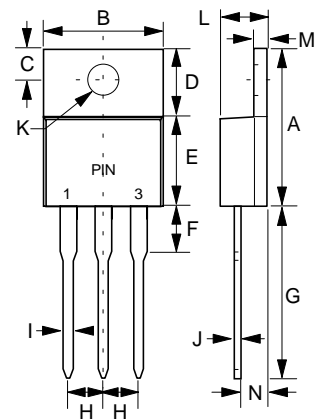
Maximum Ratings

- Operating Temperature: -55°C to $+125^{\circ}\text{C}$
- Storage Temperature: -55°C to $+150^{\circ}\text{C}$
- For capacitive load, derate current by 20%

16 Amp Schottky Barrier Rectifier 20 to 60 Volts

MCC Part Number	Maximum Recurrent Peak Reverse Voltage	Maximum RMS Voltage	Maximum DC Blocking Voltage
SBL1620CT	20V	14V	20V
SBL1630CT	30V	21V	30V
SBL1635CT	35V	24.5V	35V
SBL1640CT	40V	28V	40V
SBL1645CT	45V	31.5V	45V
SBL1650CT	50V	35V	50V
SBL1660CT	60V	42V	60V

TO-220AB



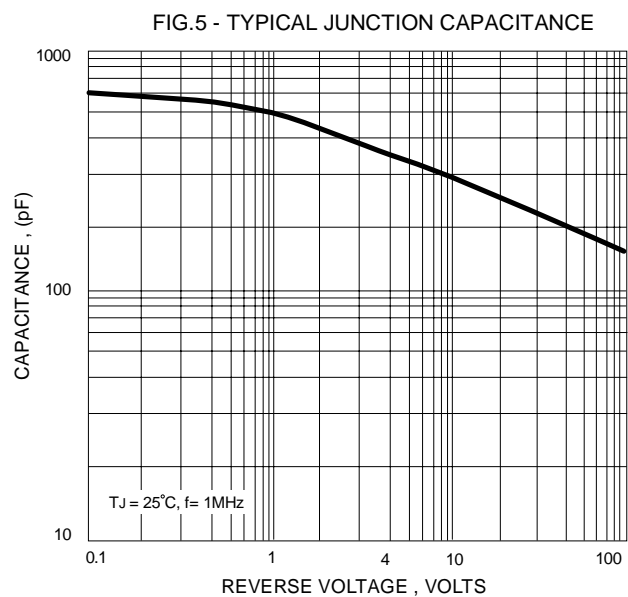
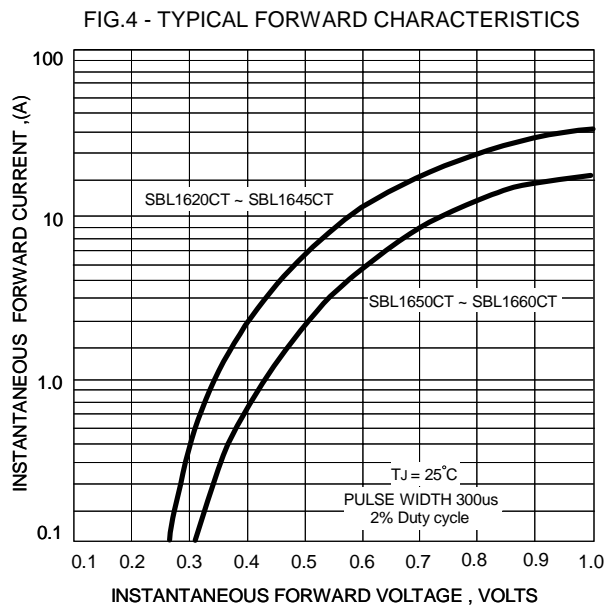
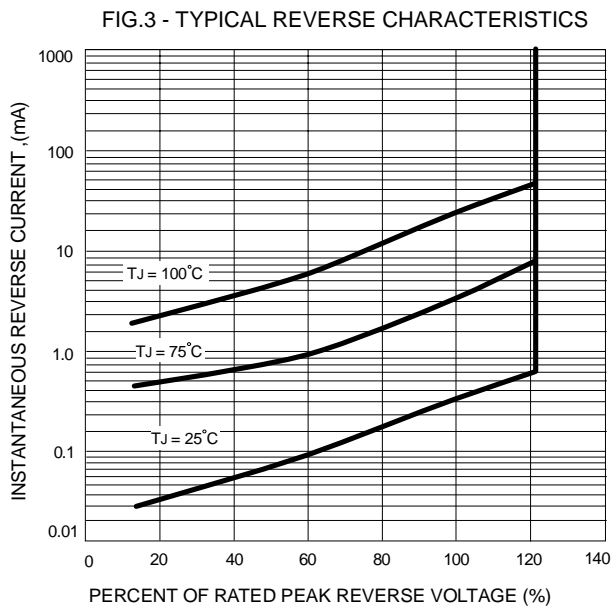
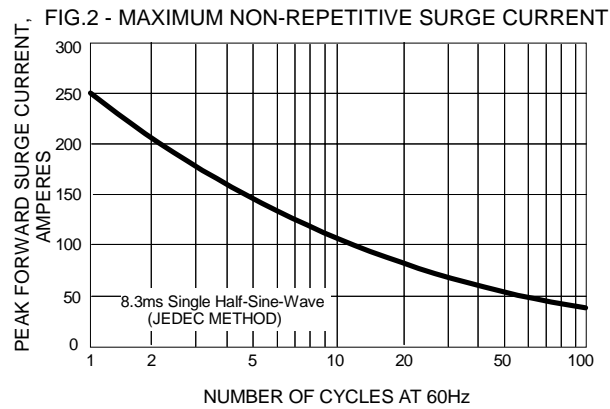
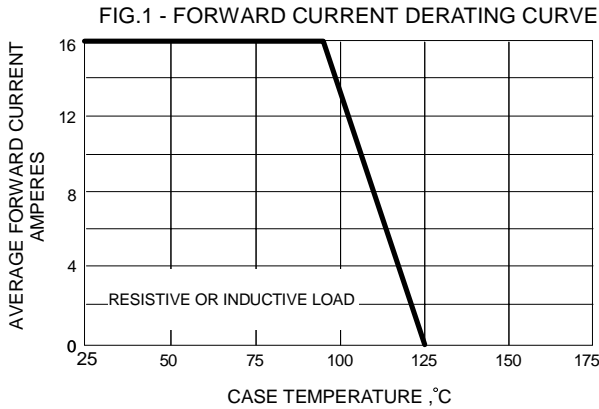
Electrical Characteristics @ 25°C Unless Otherwise Specified

Average Forward Current	$I_{F(AV)}$	16A	$T_C = 95^{\circ}\text{C}$
Peak Forward Surge Current	I_{FSM}	250A	8.3ms, half sine
Maximum Instantaneous Forward Voltage SBL1620CT-1645CT SBL1650CT-1660CT	V_F	0.55V 0.70V	$I_{FM} = 8A;$ $T_C = 25^{\circ}\text{C}$
Maximum DC Reverse Current At Rated DC Blocking Voltage	I_R	0.5mA 50mA	$T_J = 25^{\circ}\text{C}$ $T_J = 100^{\circ}\text{C}$
Typical Junction Capacitance	C_J	350pF	Measured at 1.0MHz, $V_R = 4.0V$
Typical Thermal Resistance, Junction to Case	$R_{\theta JC}$	2.5°C/W	

Pulse Test: Pulse width 300 psec, Duty cycle 2%.

DIM	INCHES		MM		NOTE
	MIN	MAX	MIN	MAX	
A	.560	.625	14.22	15.88	
B	.380	.420	9.65	10.67	
C	.100	.135	2.54	3.43	
D	.230	.270	5.84	6.86	
E	.380	.420	9.65	10.67	
F	-----	.250	-----	6.35	
G	.500	.580	12.70	14.73	
H	.090	.110	2.29	2.79	
I	.020	.045	0.51	1.14	
J	.012	.025	0.30	0.64	
K	.139	.161	3.53	4.09	∅
L	.140	.190	3.56	4.83	
M	.045	.055	1.14	1.40	
N	.080	.115	2.03	2.92	

SBL1620CT THRU SBL1660CT





TM

Micro Commercial Components

*****IMPORTANT NOTICE*****

Micro Commercial Components Corp. reserves the right to make changes without further notice to any product herein to make corrections, modifications, enhancements, improvements, or other changes. *Micro Commercial Components Corp.* does not assume any liability arising out of the application or use of any product described herein; neither does it convey any license under its patent rights, nor the rights of others. The user of products in such applications shall assume all risks of such use and will agree to hold *Micro Commercial Components Corp.* and all the companies whose products are represented on our website, harmless against all damages.

*****APPLICATIONS DISCLAIMER*****

Products offer by *Micro Commercial Components Corp.* are not intended for use in Medical, Aerospace or Military Applications.