

Surface  
**SMT**  
Mount

# LOW PROFILE SOCKET CLM SERIES

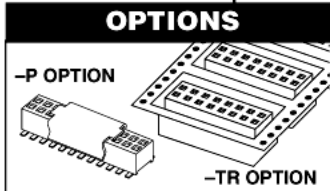
## SPECIFICATIONS

For complete specifications see [www.samtec.com?CLM](http://www.samtec.com?CLM)

- Insulator Material:** Black Liquid Crystal Polymer
- Contact Material:** Phosphor Bronze
- Current Rating:** 1.5A @ 80°C ambient
- Operating Temp Range:** -65°C to +125°C
- Plating:** Au over 50µ" (1.27µm) Ni
- Contact Resistance:** 15 m max
- Insertion Depth:** Top Entry = (1.40mm) .055" min, Bottom Entry = (2.21mm) .087" minimum (Add board thickness for correct post OAL)
- Insertion Force:** (Single contact only) 1.5oz (0.42N) average
- Normal Force:** 40 grams (0.39N) average
- Withdrawal Force:** (Single contact only) .75oz (0.21N) average
- Max Cycles:** 100 with 10µ" (0.25µm) Au



**Mates with:**  
FTM, FTMH, MW



**APPLICATION SPECIFIC OPTION**  
Polarized option and alignment pins available. Call Samtec.



High reliability  
Tiger-Claw  
contacts

Available with optional  
pick-and-place pads

Low profile

Surface  
Mount

(1.00mm) .03937"  
micro pitch

Suitable for  
pass-through  
applications

CLM

-

1 NO. PINS PER ROW

-

02 PLATING OPTION

-

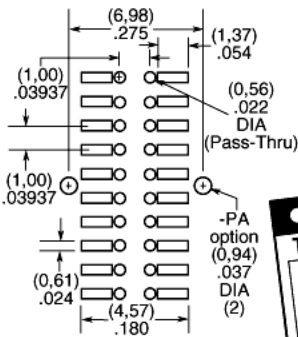
D

OPTIONS

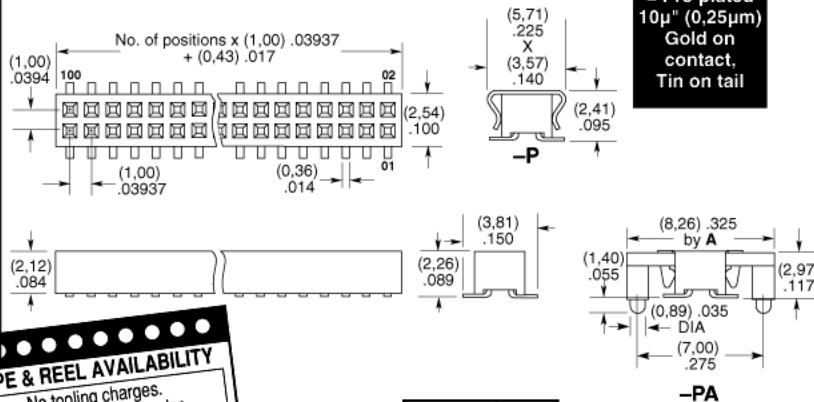
02 thru 50

## Processing:

- Max Processing Temp:** 230°C for 60 seconds
- SMT Lead Coplanarity:** (0.10mm) .004" max (02-25) (0.15mm) .006" max (26-50)
- Suggested PCB Layouts:** For reference only. Please contact Samtec or go to [www.samtec.com?CLM](http://www.samtec.com?CLM) for recommended PCB layout.



Board fixturing may be required to assure proper alignment for pass-through applications.



**TAPE & REEL AVAILABILITY**  
No tooling charges.  
125 piece minimum order.  
Order any quantity above minimum.  
In-house design, manufacture.  
Quick turn-around.  
Call Samtec for specifications and ordering information.

PIN/ROW	A
04-15	(3.56) .140
16-50	(7.11) .280



- F**  
= Pre-plated Gold flash on contact, Tin on tail
- L**  
= Pre-plated 10µ" (0.25µm) Gold on contact, Tin on tail
- BE**  
= Bottom Entry (Required for bottom entry applications)
- K**  
= (3.50mm) .138" DIA Polyimide film Pick & Place Pad (7 positions minimum)
- P**  
= Pick & Place Pad (7 positions minimum) Not always necessary for auto placement. See Flex Processing.
- PA**  
= Pick & Place Pad with integral Alignment Pin
- TR**  
= Tape & Reel

Due to technical progress, all designs, specifications and components are subject to change without notice.

**WWW.SAMTEC.COM**