



RB731UTW

SURFACE MOUNT TRIPLE SCHOTTKY DIODES

This device features three electrically-isolated Schottky diodes housed in a very small SOT-363 package. It is ideal for applications where board space is at a premium.

FEATURES

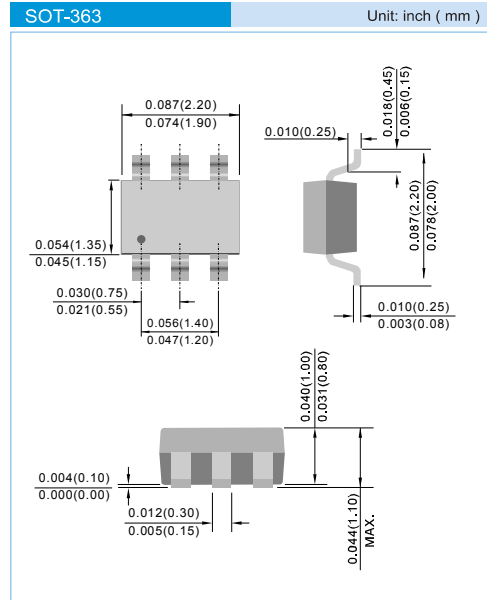
- Low reverse leakage current (guaranteed <math> < 0.98 \mu\text{A} @ 25\text{V}</math>)
- Reverse voltage rating of 40V
- Solderable per MIL-STD-750, Method 2026
- Approx Weight : 0.006 gram
- Marking : 73E

MECHANICAL DATA

- Case : SOT-363 plastic
- Terminals : Solderable per MIL-STD-750, Method 2026
- Approx Weight : 0.006 gram
- Marking : 73E

APPLICATIONS

- Mobile phones and accessories
- Video game consoles connector ports
- PDA'S



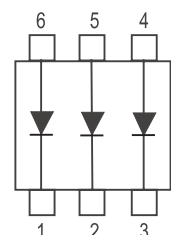
MAXIMUM RATINGS (Per Diode) $T_J=25^\circ\text{C}$ Unless otherwise noted

Rating	Symbol	Value	Units
Repetitive Peak Reverse Voltage	V_{RRM}	40	V
Continuous Reverse Voltage	V_R	40	V
Average Rectified Forward Current	I_O	30	mA
Non-repetitive Peak Forward Current (60Hz, 1 cycle)	I_{FSM}	200	mA
Total Power Dissipation (Note 1)	P_{TOT}	200	mW
Operating Junction Temperature Range	T_J	-55 to 125	$^\circ\text{C}$
Storage Temperature Range	T_{STG}	-65 to 150	$^\circ\text{C}$

THERMAL CHARACTERISTICS

Characteristic	Symbol	Value	Units
Thermal Resistance, Junction to Ambient	$R_{\theta JA}$	625	$^\circ\text{C}/\text{W}$

NOTE : 1. FR-4 Board = 70 x 60 x 1mm.



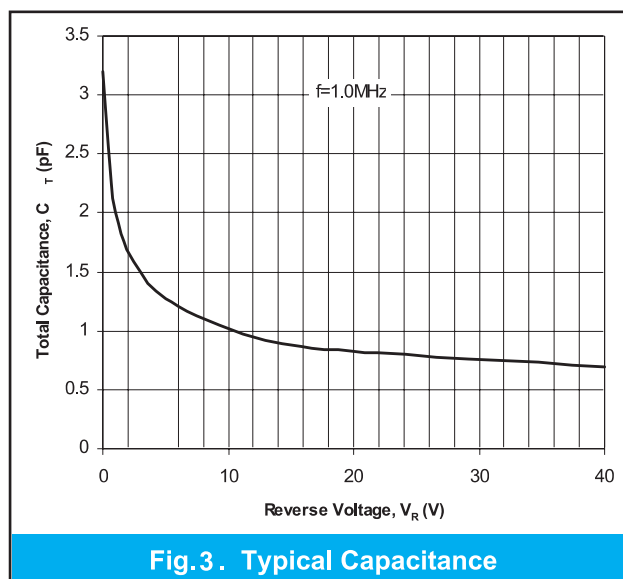
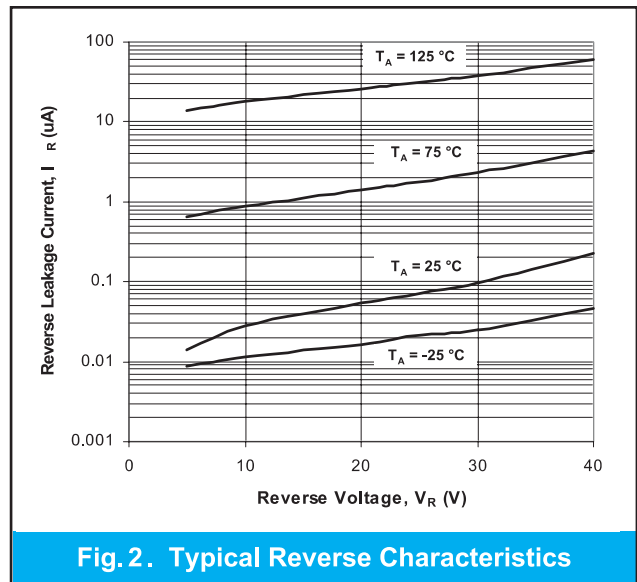
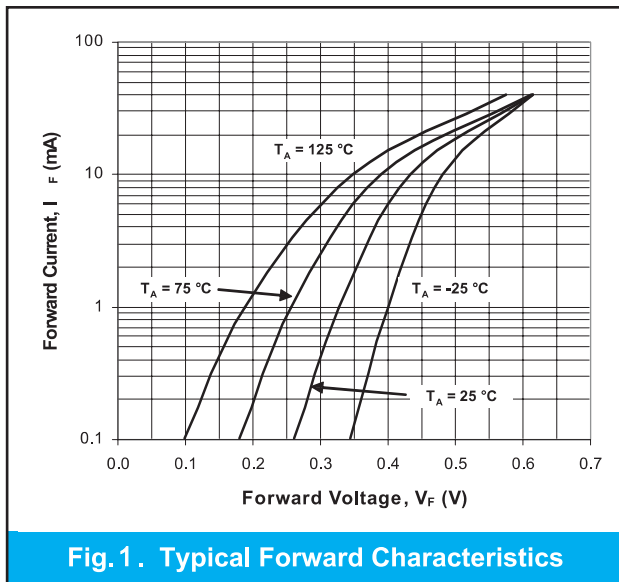


RB731UTW

ELECTRICAL CHARACTERISTICS (Per Diode) $T_J=25^\circ\text{C}$ Unless otherwise noted

Parameter	Symbol	Conditions	Min.	Typ.	Max.	Units
Breakdown Voltage	V_{BR}	$I_{BR}=10\ \mu\text{A}$	40	-	-	V
Forward Voltage	V_F	$I_F=1\text{mA}$	-	-	370	mV
Reverse Leakage Current	I_R	$V_R=25\ \text{V}$	-	-	0.98	μA
Total Capacitance	C_T	1Vdc Bias, $f=1\text{MHz}$	-	2.0	5.0	pF

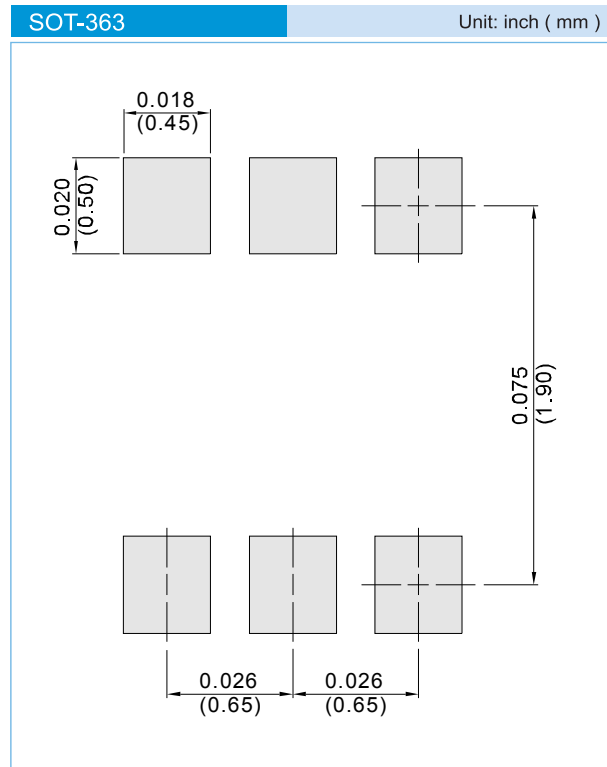
TYPICAL CHARACTERISTIC CURVES (Per Diode)





RB731UTW

MOUNTING PAD LAYOUT



ORDER INFORMATION

- Packing information
T/R - 10K per 13" plastic Reel
T/R - 3K per 7" plastic Reel



RB731UTW

Part No_packing code_Version

RB731UTW_R1_00001

RB731UTW_R2_00001

For example :

RB500V-40_R2_00001



Packing Code XX				Version Code XXXXX		
Packing type	1 st Code	Packing size code	2 nd Code	HF or RoHS	1 st Code	2 nd ~5 th Code
Tape and Ammunition Box (T/B)	A	N/A	0	HF	0	serial number
Tape and Reel (T/R)	R	7"	1	RoHS	1	serial number
Bulk Packing (B/P)	B	13"	2			
Tube Packing (T/P)	T	26mm	X			
Tape and Reel (Right Oriented) (TRR)	S	52mm	Y			
Tape and Reel (Left Oriented) (TRL)	L	PANASERT T/B CATHODE UP (PBCU)	U			
FORMING	F	PANASERT T/B CATHODE DOWN (PBCD)	D			



RB731UTW

Disclaimer

- Reproducing and modifying information of the document is prohibited without permission from Panjit International Inc..
- Panjit International Inc. reserves the rights to make changes of the content herein the document anytime without notification. Please refer to our website for the latest document.
- Panjit International Inc. disclaims any and all liability arising out of the application or use of any product including damages incidentally and consequentially occurred.
- Panjit International Inc. does not assume any and all implied warranties, including warranties of fitness for particular purpose, non-infringement and merchantability.
- Applications shown on the herein document are examples of standard use and operation. Customers are responsible in comprehending the suitable use in particular applications. Panjit International Inc. makes no representation or warranty that such applications will be suitable for the specified use without further testing or modification.
- The products shown herein are not designed and authorized for equipments requiring high level of reliability or relating to human life and for any applications concerning life-saving or life-sustaining, such as medical instruments, transportation equipment, aerospace machinery et cetera. Customers using or selling these products for use in such applications do so at their own risk and agree to fully indemnify Panjit International Inc. for any damages resulting from such improper use or sale.