

BB02-KG

CUSTOMER PRODUCT SPECIFICATION SHEET



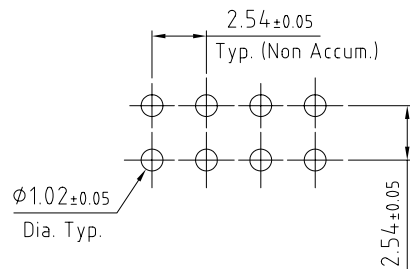
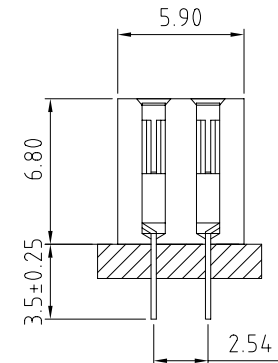
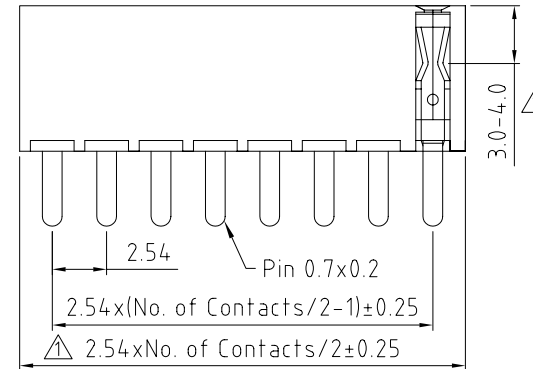
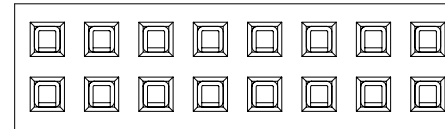
BB02-KG:- 2.54mm X 2.54mm (0.1" X 0.1") FEMALE HEADER, DUAL ROW - 4 TO 80 CONTACTS

FEATURES
 FOR LOW PROFILE APPLICATION 6.8mm HIGH
 DUAL BEAM BOX TYPE CONTACT
 MATES WITH 0.64mm SQUARE PIN
 CLOSED BOTTOM

SPECIFICATIONS
 CURRENT RATING 3 AMPS
 INSULATOR RESISTANCE 1000 MEGOHMS MIN.
 CONTACT RESISTANCE 20 M OHMS MAX
 DIELECTRIC WITHSTANDING AC 600 V
 OPERATING TEMPERATURE -40° TO +105°C
 CONTACT MATERIAL PHOSPHOR BRONZE
 INSULATOR MATERIAL POLYESTER UL 94V-0
 STANDARD PBT
FINISH GOLD, TIN, OR SELECTIVE PLATED

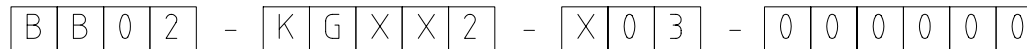
PACKED IN TUBES

MATES WITH: - BB02-HE BB02-HN
 BB02-HF BB02-HP
 BB02-HJ BB02-HR
 BB02-HK BB02-HT
 BB02-HQ BB02-HU
 BB02-HK BB02-TB
 BB02-HM



RECOMMENDED PC BOARD HOLE LAYOUT

HOW TO ORDER



NO. OF CONTACTS
04 TO 80

CONTACT PLATING
 GOLD FLASH = K
 10 MICRO INCHES GOLD = A
 15 MICRO INCHES GOLD = B
 30 MICRO INCHES GOLD = C
 TIN = T

SELECTIVE 10 MICRO INCHES GOLD = D
 SELECTIVE 15 MICRO INCHES GOLD = E
 SELECTIVE 15 MICRO INCHES GOLD = F
 SELECTIVE 30 MICRO INCHES GOLD = G
 STANDARD = K

REV. DATE & DRN
 10 12/08/02 - A MCI RELEASE
 11 09/06/06 - NYM
 Δ DRAWING MODIFICATION
 Δ DIMENSIONS.

Scale: 4:1
 Drawn: A.MCI
 App'd: XXXX
 Date: 09 JUN '06

THIRD ANGLE

 Title SOCKET
 Revision: 1.1

Unstated Tolerances:
 0 Dec Places
 1 Dec Places
 2 Dec Places
 3 Dec Places

Material
 SEE NOTE
 NOT TO SCALE
 Unit: mm



THIS DRAWING IS CONFIDENTIAL AND MUST NOT BE COPIED OR DISCLOSED WITHOUT WRITTEN CONSENT

Type: BB02-KG
 BB02-KG
 Drawing Number:
 Sheet 1 of 1
 Drawing © E and OE