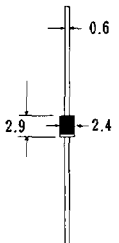
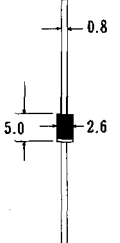
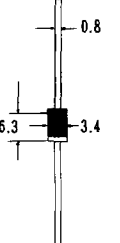
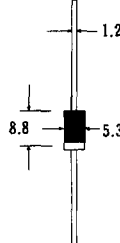


# HIGH EFFICIENCY RECTIFIERS

I <sub>o</sub> (A)	1.0		2.0	3.0	5.0
PACKAGE	R-1	DO-41	DO-15	DO-201AD	
OUTLINE (mm/Typ.)					
V <sub>RRM</sub> (Volts)	50	100	200	300	400
50	1H1	HER101	HER201	HER301	HER501
100	1H2	HER102	HER202	HER302	HER502
200	1H3	HER103	HER203	HER303	HER503
300	*1H4	*HER104	*HER204	*HER304	*HER504
400	*1H5	*HER105	*HER205	*HER305	*HER505
600	**1H6	**HER106	**HER206	**HER306	**HER506
800	**1H7	**HER107	**HER207	**HER307	**HER507
1000	**1H8	**HER108	**HER208	**HER308	**HER508

V <sub>F</sub> (Volts)	1.0/*1.3/**1.75	1.0/*1.3/**1.75	1.0/*1.3/**1.75	1.0/*1.3/**1.75	1.0/*1.3/**1.75
I <sub>R</sub> ( $\mu$ A)	5.0	5.0	5.0	10	10
T <sub>A</sub> ( $^{\circ}$ C)	25	50	50	50	50
I <sub>FSM</sub> (A)	25	30	60	200/**150	200/**150
T <sub>RR</sub> (nS)	50/**70	50/**70	50/**70	50/**70	50/**70

- NOTES :
1. T<sub>rr</sub> test condition : I<sub>f</sub>=0.5A, I<sub>r</sub>=-1.0A, I<sub>rr</sub>=-0.25A
  2. Operating and storage temperature -65 $^{\circ}$ C to +150 $^{\circ}$ C
  3. T<sub>A</sub> @ rated forward current
  4. V<sub>f</sub> testing condition @ I<sub>f</sub>=I<sub>o</sub>, unless otherwise specified