

W914CK/4ND

PURE ORANGE

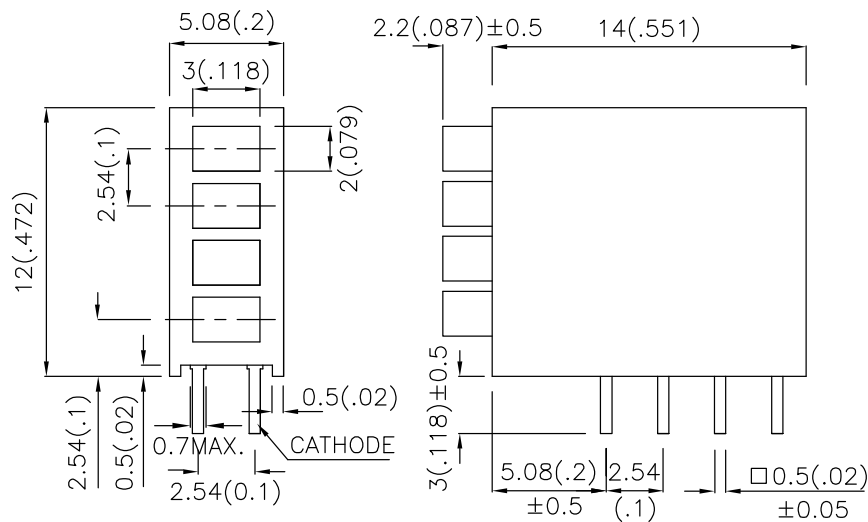
### Features

- QUAD-LEVEL DESIGN, SAVE BOARD SPACE.
- DIFFERENT COLOR COMBINATION AVAILABLE .
- BLACK CASE ENHANCES CONTRAST.
- UL RATING : 94V-0.
- HOUSING MATERIAL: TYPE 66 NYLON.
- RoHS COMPLIANT.

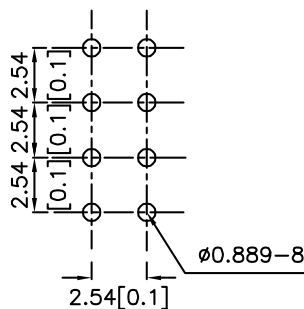
### Description

The Pure Orange source color devices are made with Gallium Arsenide Phosphide on Gallium Phosphide Pure Orange Light Emitting Diode.

### Package Dimensions



RECOMMENDED PCB LAYOUT



Notes:

1. All dimensions are in millimeters (inches).
2. Tolerance is  $\pm 0.25(0.01)$ " unless otherwise noted.
3. Lead spacing is measured where the leads emerge from the package.
4. Specifications are subject to change without notice.

## Selection Guide

Part No.	Dice	Lens Type	Iv (mcd) @ 10mA		Viewing Angle
			Min.	Typ.	2 θ 1/2
W914CK/4ND	PURE ORANGE (GaAsP/GaP)	ORANGE DIFFUSED	3	8	100°

Note:

1. θ1/2 is the angle from optical centerline where the luminous intensity is 1/2 the optical centerline value.

## Electrical / Optical Characteristics at TA=25°C

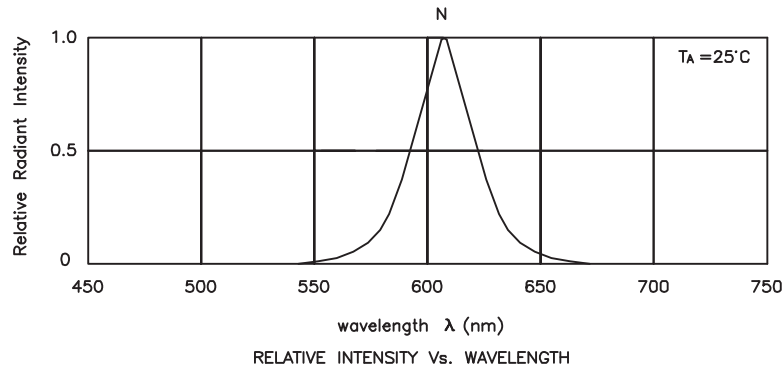
Symbol	Parameter	Device	Typ.	Max.	Units	Test Conditions
λpeak	Peak Wavelength	Pure Orange	607		nm	IF=20mA
λD	Dominant Wavelength	Pure Orange	610		nm	IF=20mA
Δλ1/2	Spectral Line Half-width	Pure Orange	35		nm	IF=20mA
C	Capacitance	Pure Orange	15		pF	VF=0V;f=1MHz
VF	Forward Voltage	Pure Orange	2.05	2.5	V	IF=20mA
IR	Reverse Current	Pure Orange		10	uA	VR = 5V

## Absolute Maximum Ratings at TA=25°C

Parameter	Pure Orange	Units
Power dissipation	105	mW
DC Forward Current	25	mA
Peak Forward Current [1]	145	mA
Reverse Voltage	5	V
Operating/Storage Temperature	-40°C To +85°C	
Lead Solder Temperature [2]	260°C For 3 Seconds	
Lead Solder Temperature [3]	260°C For 5 Seconds	

Notes:

1. 1/10 Duty Cycle, 0.1ms Pulse Width.
2. 2mm below package base.
3. 5mm below package base.



## Pure Orange

### W914CK/4ND

