

INTERCONNECTS

SERIES 800, 801, 802, 803 • 2,54 GRID (0,76 DIA. PINS), LOW PROFILE HEADERS & VERSATILE SOCKETS • SINGLE & DOUBLE ROW STRIPS

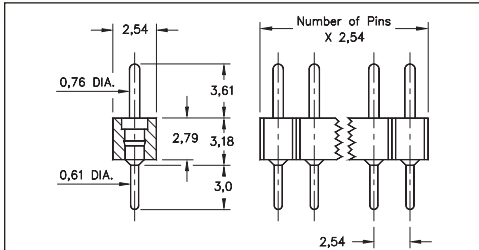


FIG. 1

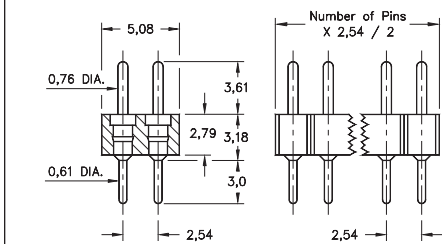


FIG. 2

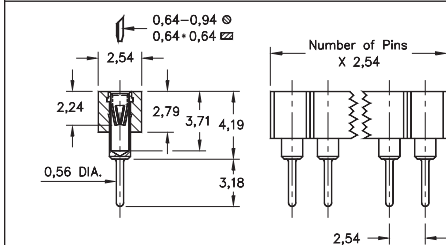


FIG. 3

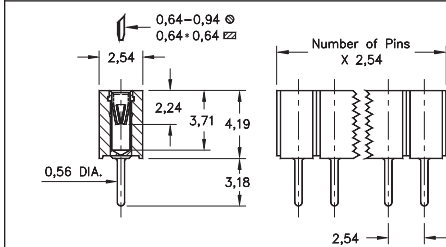


FIG. 4

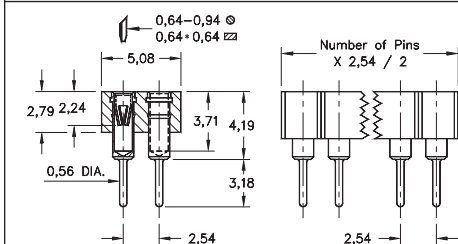












FIG. 5

- Series 800 and 802 single and double row pin headers use MM #5016 pins. See page 215 for details
- Series 801 and 803 single and double row sockets use MM #1303 receptacles. See page 180 for details
- Series 801 and 803 receptacles use Hi-Rel, 6-finger BeCu #47 contact rated at 4.5 amps. Receptacles accept 0,76 diameter and 0,64 square pins. See page 256 for details
- Insulators are high temperature thermoplastic, suitable for all soldering operations



ORDERING INFORMATION

FIG. 1	Series 800...002	Single Row Low Profile Pin Header			
	800-XX-0__-10-002000	Specify number of pins \uparrow 01-64			
FIG. 2	Series 802...002	Double Row Low Profile Pin Header			
	802-XX-0__-10-002000	Specify number of pins \uparrow 04-64			
					
SPECIFY PLATING CODE XX=		10 \blacklozenge	90	40 \blacklozenge	
Pin Plating 		0,25 μ m Au	5,08 μ m Sn/Pb	5,08 μ m Sn	
FIG. 3	Series 801...002	Low Profile Socket (short insulator)			
	801-XX-0__-10-002000	Specify number of pins \uparrow 01-64			
FIG. 4	Series 801...012	Low Profile Socket (long insulator)			
	801-XX-0__-10-012000	Specify number of pins \uparrow 01-36			
FIG. 5	Series 803...002	Double Row Low Profile Socket			
	803-XX-0__-10-002000	Specify number of pins \uparrow 04-72			
					
SPECIFY PLATING CODE XX=		91	93	99	41 \blacklozenge 43 \blacklozenge
Sleeve (Pin) 		5,08 μ m Sn/Pb	5,08 μ m Sn/Pb	5,08 μ m Sn/Pb	5,08 μ m Sn 5,08 μ m Sn
Contact (Clip) 		0,25 μ m Au	0,76 μ m Au	2,54 μ m Sn/Pb	0,25 μ m Au 0,76 μ m Au