



AMP CT

TE Internal #: 292143-3


PCB Mount Header, Right Angle, Wire-to-Board, 3 Position, 2 mm [.

079 in] Centerline, Partially Shrouded, Tin, Through Hole - Solder,

AMP CT

[View on TE.com >](#)

Connectors > PCB Connectors > PCB Headers & Receptacles > CT 2mm Header Assembly: Right Angle

Connector System: **Wire-to-Board**Number of Positions: **3**Number of Rows: **1**Centerline (Pitch): **2 mm [.079 in]**PCB Mount Orientation: **Right Angle**[All CT 2mm Header Assembly: Right Angle \(176\)](#)

Features

Product Type Features

Connector System	Wire-to-Board
Header Type	Partially Shrouded
Sealable	No
Connector & Contact Terminates To	Printed Circuit Board
PCB Connector Assembly Type	PCB Mount Header

Configuration Features

Number of Positions	3
Number of Rows	1
PCB Mount Orientation	Right Angle

Electrical Characteristics

Operating Voltage	125 VAC
-------------------	---------

Body Features

Primary Product Color	Natural
-----------------------	---------

Contact Features

Contact Mating Area Length	4.5 mm[.177 in]
PCB Contact Termination Area Plating Material Thickness	1 – 2 μ m[39.37 – 78.73 μ in]



Contact Layout	Inline
Mating Pin Diameter	.6 mm[.024 in]
Contact Mating Area Plating Material Thickness	1 – 2 μ m[39.37 – 78.73 μ in]
Contact Shape & Form	Round
Contact Mating Area Plating Material Finish	Matte
PCB Contact Termination Area Plating Material	Tin
Contact Base Material	Brass
Contact Mating Area Plating Material	Tin
Contact Type	Pin
Contact Current Rating (Max)	4 A

Termination Features

Round Termination Post & Tail Diameter	.6 mm[.024 in]
Termination Post & Tail Length	3.2 mm[.126 in]
Termination Method to Printed Circuit Board	Through Hole - Solder

Mechanical Attachment

Mating Alignment Type	Polarization
Mating Retention	Without
Connector Mounting Type	Board Mount
Mating Alignment	With
PCB Mount Alignment	Without
PCB Mount Retention	Without

Housing Features

Housing Material	Nylon 66
Centerline (Pitch)	2 mm[.079 in]

Dimensions

Connector Length	7.8 mm[.307 in]
Connector Height	8.8 mm[.346 in]
Connector Width	4 mm[.157 in]
PCB Thickness (Recommended)	.8 mm[.031 – .063 in]

Usage Conditions

Operating Temperature Range	-40 – 105 °C[-40 – 105 °F]
-----------------------------	----------------------------

Operation/Application



Assembly Process Feature	Pick and Place Cover
--------------------------	----------------------

Circuit Application	Power & Signal
---------------------	----------------

Industry Standards

UL Flammability Rating	UL 94V-0
------------------------	----------

Packaging Features

Packaging Quantity	1000
--------------------	------

Packaging Type	Bag, Box
----------------	----------

Product Compliance

[For compliance documentation, visit the product page on TE.com>](#)

EU RoHS Directive 2011/65/EU	Compliant
------------------------------	-----------

EU ELV Directive 2000/53/EC	Compliant
-----------------------------	-----------

China RoHS 2 Directive MIIT Order No 32, 2016	No Restricted Materials Above Threshold
---	---

EU REACH Regulation (EC) No. 1907/2006	Current ECHA Candidate List: JUNE 2023 (235) Candidate List Declared Against: JUNE 2023 (235) Does not contain REACH SVHC
--	---

Halogen Content	Low Halogen - Br, Cl, F, I < 900 ppm per homogenous material. Also BFR/CFR/PVC Free
-----------------	---

Solder Process Capability	Wave solder capable to 265°C
---------------------------	------------------------------


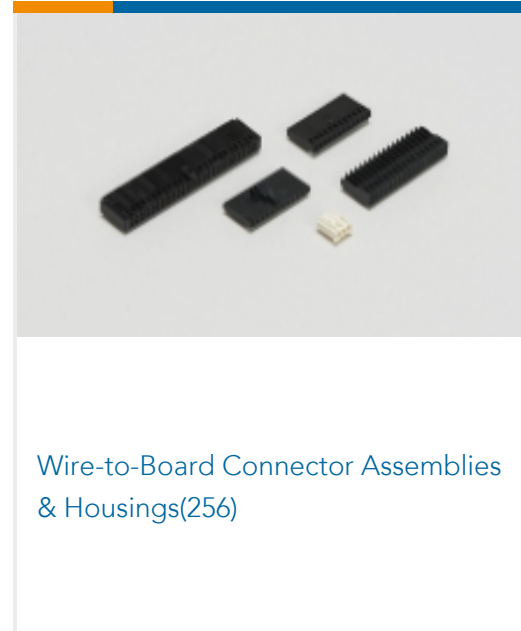
Product Compliance Disclaimer

This information is provided based on reasonable inquiry of our suppliers and represents our current actual knowledge based on the information they provided. This information is subject to change. The part numbers that TE has identified as EU RoHS compliant have a maximum concentration of 0.1% by weight in homogenous materials for lead, hexavalent chromium, mercury, PBB, PBDE, DBP, BBP, DEHP, DIBP, and 0.01% for cadmium, or qualify for an exemption to these limits as defined in the Annexes of Directive 2011/65/EU (RoHS2). Finished electrical and electronic equipment products will be CE marked as required by Directive 2011/65/EU. Components may not be CE marked. Additionally, the part numbers that TE has identified as EU ELV compliant have a maximum concentration of 0.1% by weight in homogenous materials for lead, hexavalent chromium, and mercury, and 0.01% for cadmium, or qualify for an exemption to these limits as defined in the Annexes of Directive 2000/53/EC (ELV). Regarding the REACH Regulation, the information TE provides on SVHC in articles for this part number is based on the latest European Chemicals Agency (ECHA) 'Guidance on requirements for substances in articles' posted at this URL: <https://echa.europa.eu/guidance-documents/guidance-on-reach>

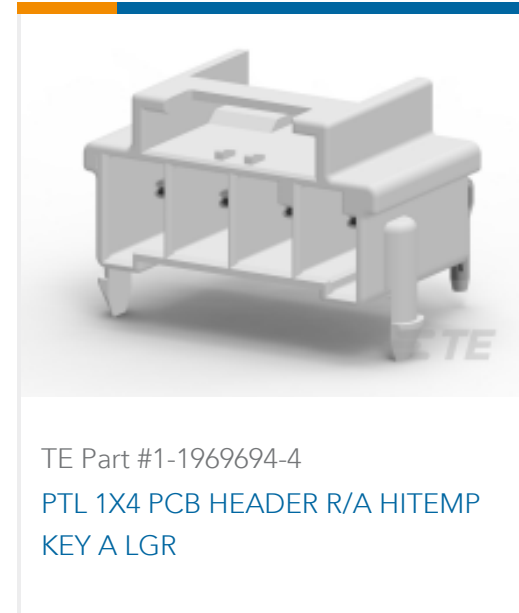
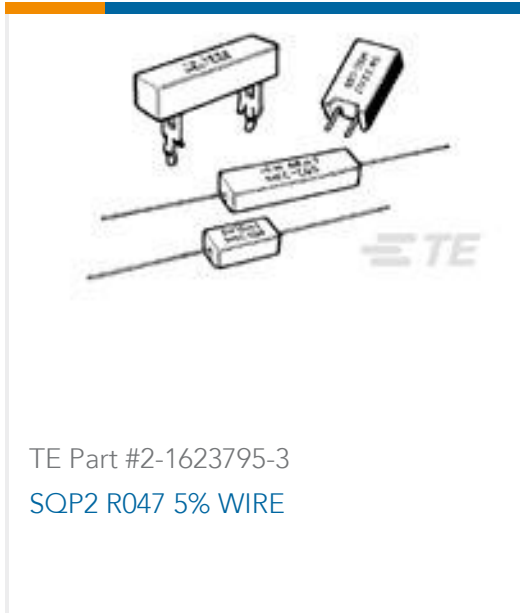
Compatible Parts



Also in the Series | AMP CT



Customers Also Bought



Documents

Product Drawings

CT POST HDR ASSY 3P H W/O KINK

English

CAD Files

3D PDF

3D



Customer View Model

[ENG_CVM_CVM_292143-3_O.2d_dxf.zip](#)

English

Customer View Model

[ENG_CVM_CVM_292143-3_O.3d_igs.zip](#)

English

Customer View Model

[ENG_CVM_CVM_292143-3_O.3d_stp.zip](#)

English

By downloading the CAD file I accept and agree to the [Terms and Conditions](#) of use.

Product Specifications

AMP COMMON TERMINATION (CT), CONNECTOR, 2mm PITCH, M/T TYPE, LEAD FREE VERSION

Japanese

[Product Specification](#)

Japanese