

**2SC4868**

VHF to UHF Wide-Band Low-Noise Amplifier Applications

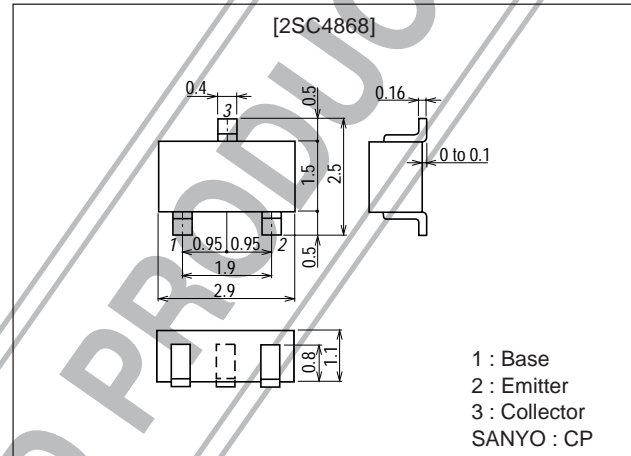
Features

- Low noise : $NF=1.2\text{dB typ (}f=1\text{GHz)}$.
- High gain : $|S_{21e}|^2=13\text{dB typ (}f=1\text{GHz)}$.
- High cutoff frequency : $f_T=9.0\text{GHz typ}$.

Package Dimensions

unit:mm

2018B



Specifications

Absolute Maximum Ratings at $T_a = 25^\circ\text{C}$

Parameter	Symbol	Conditions	Ratings	Unit
Collector-to-Base Voltage	V_{CB0}		16	V
Collector-to-Emitter Voltage	V_{CE0}		8	V
Emitter-to-Base Voltage	V_{EB0}		1.5	V
Collector Current	I_C		50	mA
Collector Dissipation	P_C		200	mW
Junction Temperature	T_J		150	$^\circ\text{C}$
Storage Temperature	T_{stg}		-55 to +150	$^\circ\text{C}$

Electrical Characteristics at $T_a = 25^\circ\text{C}$

Parameter	Symbol	Conditions	Ratings			Unit
			min	typ	max	
Collector Cutoff Current	I_{CBO}	$V_{CB}=10\text{V}, I_E=0$			1.0	μA
Emitter Cutoff Current	I_{EBO}	$V_{EB}=1\text{V}, I_C=0$			10	μA
DC Current Gain	h_{FE}	$V_{CE}=5\text{V}, I_C=15\text{mA}$	60*		270*	
Gain-Bandwidth Product	f_T	$V_{CE}=5\text{V}, I_C=15\text{mA}$		9.0		GHz
Output Capacitance	C_{ob}	$V_{CB}=10\text{V}, f=1\text{MHz}$		0.6	1.1	pF
Forward Transfer Gain	$ S_{21e} ^2$	$V_{CE}=5\text{V}, I_C=15\text{mA}, f=1\text{GHz}$	10	13		dB
Noise Figure	NF	$V_{CE}=5\text{V}, I_C=5\text{mA}, f=1\text{GHz}$		1.2	2.5	dB

* : The 2SC4868 is classified by 15mA h_{FE} as follows :

Marking : GN

 h_{FE} rank : 3, 4, 5

Rank	3	4	5
h_{FE}	60 to 120	90 to 180	135 to 270

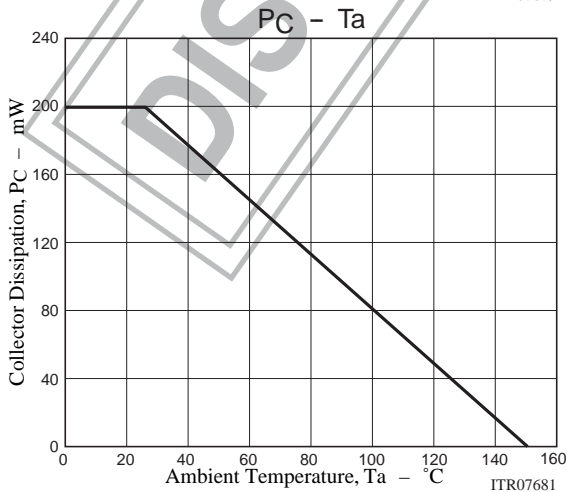
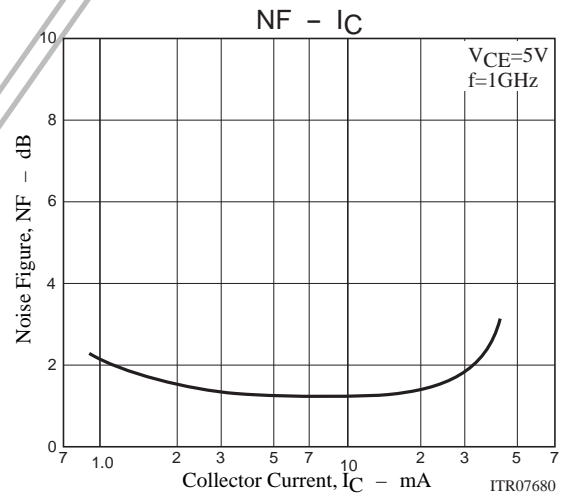
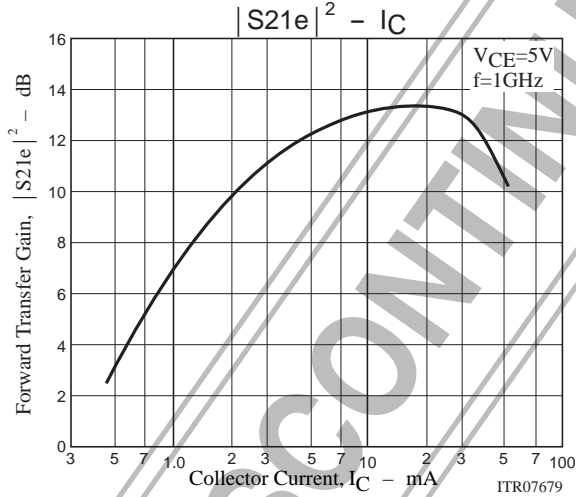
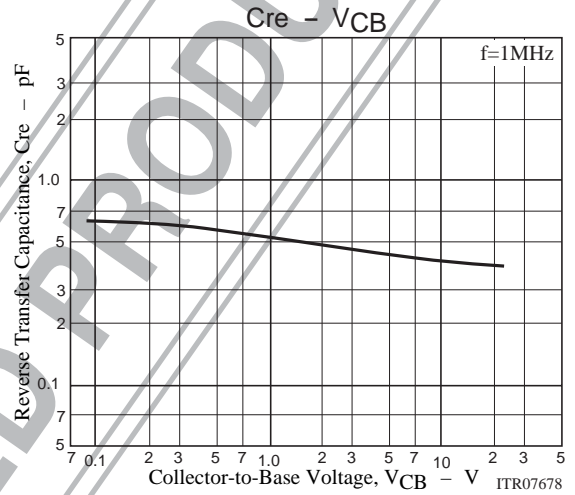
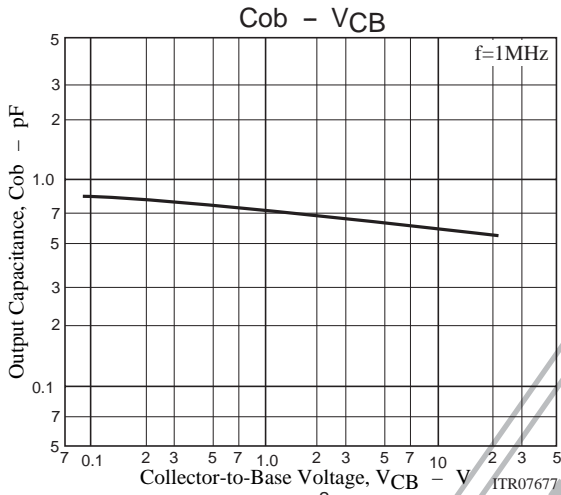
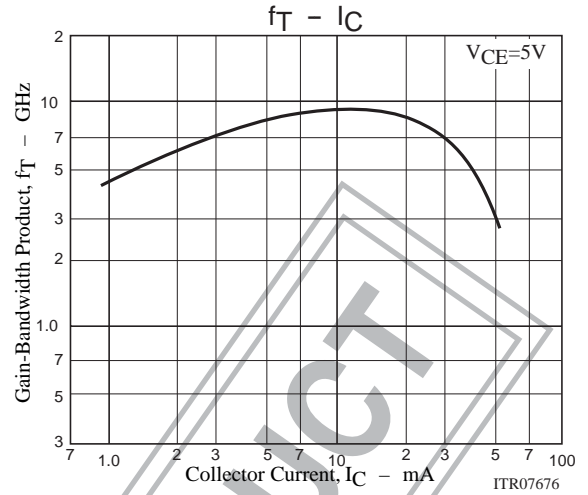
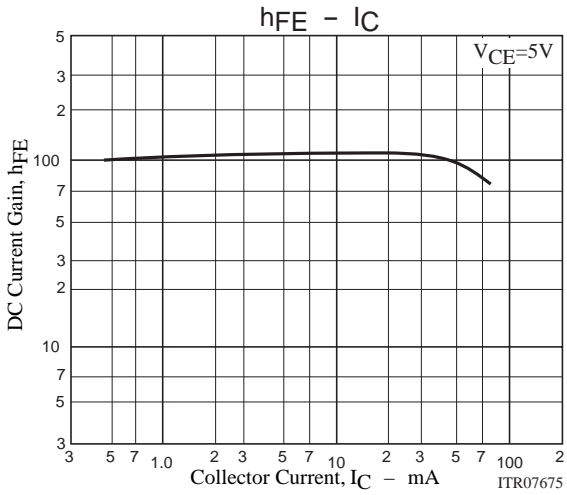
■ Any and all SANYO products described or contained herein do not have specifications that can handle applications that require extremely high levels of reliability, such as life-support systems, aircraft's control systems, or other applications whose failure can be reasonably expected to result in serious physical and/or material damage. Consult with your SANYO representative nearest you before using any SANYO products described or contained herein in such applications.

■ SANYO assumes no responsibility for equipment failures that result from using products at values that exceed, even momentarily, rated values (such as maximum ratings, operating condition ranges, or other parameters) listed in products specifications of any and all SANYO products described or contained herein.

SANYO Electric Co., Ltd. Semiconductor Company

TOKYO OFFICE Tokyo Bldg., 1-10, 1 Chome, Ueno, Taito-ku, TOKYO, 110-8534 JAPAN

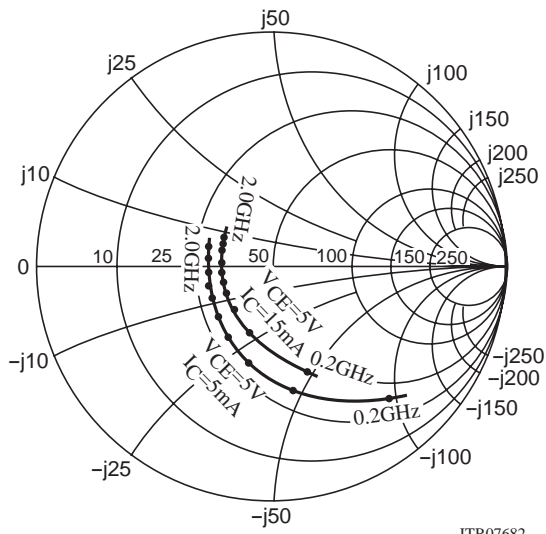
2SC4868



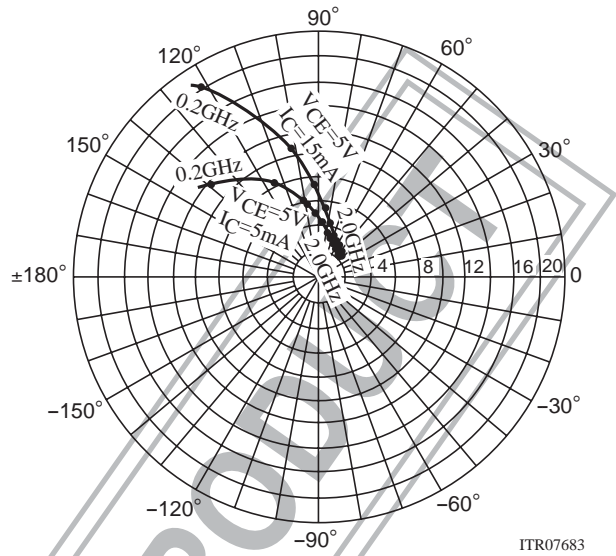
2SC4868

S parameter

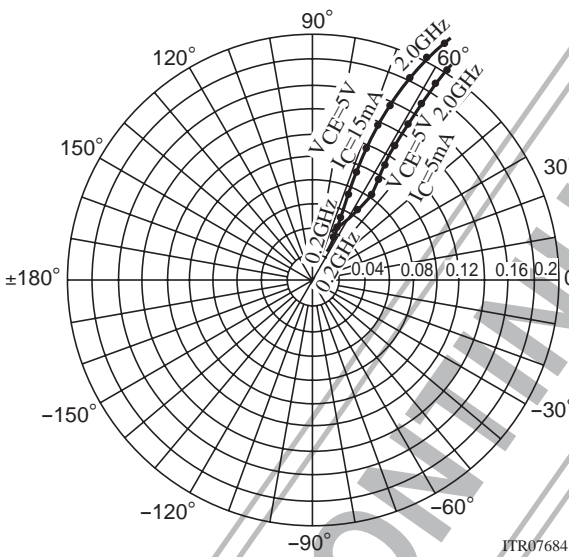
f=200MHz to 2000MHz(200MHz Step)



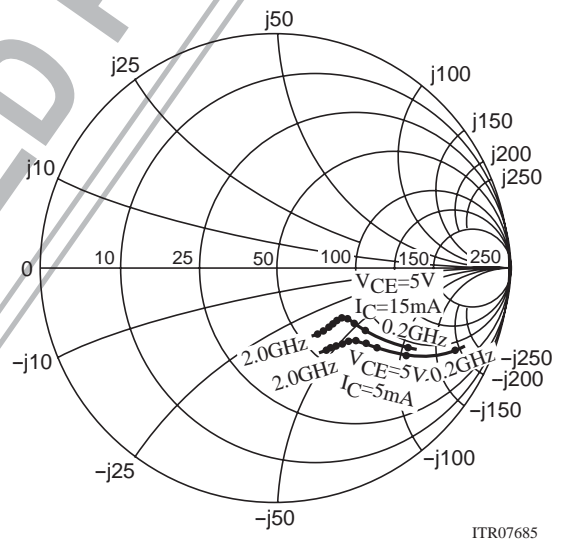
f=200MHz to 2000MHz(200MHz Step)



f=200MHz to 2000MHz(200MHz Step)



f=200MHz to 2000MHz(200MHz Step)



DISCONTINUED PRODUCT

S parameter (Common emitter)

$V_{CE}=5V, I_C=5mA, Z_0=50\Omega$

Freq (MHz)	$ S_{11} $	$\angle S_{11}$	$ S_{21} $	$\angle S_{21}$	$ S_{12} $	$\angle S_{12}$	$ S_{22} $	$\angle S_{22}$
200	0.726	-49.0	11.900	139.5	0.045	66.5	0.832	-25.0
400	0.522	-81.9	8.438	115.9	0.070	58.2	0.648	-35.5
600	0.411	-104.5	6.284	101.5	0.086	56.5	0.538	-39.5
800	0.342	-122.0	4.977	91.5	0.102	57.1	0.473	-41.7
1000	0.304	-136.2	4.094	83.7	0.118	57.8	0.448	-44.0
1200	0.278	-150.8	3.498	76.8	0.134	58.8	0.427	-46.0
1400	0.263	-162.9	3.057	70.7	0.151	58.9	0.413	-48.4
1600	0.254	-174.7	2.732	65.3	0.170	58.8	0.400	-51.7
1800	0.252	172.2	2.473	60.2	0.187	58.5	0.391	-55.0
2000	0.253	162.6	2.289	55.4	0.206	58.1	0.387	-58.5

$V_{CE}=5V, I_C=15mA, Z_0=50\Omega$

Freq (MHz)	$ S_{11} $	$\angle S_{11}$	$ S_{21} $	$\angle S_{21}$	$ S_{12} $	$\angle S_{12}$	$ S_{22} $	$\angle S_{22}$
200	0.454	-74.7	18.146	122.0	0.035	65.4	0.635	-33.9
400	0.295	-110.8	10.672	101.9	0.055	66.1	0.459	-37.3
600	0.243	-132.5	7.405	91.5	0.075	67.8	0.391	-37.1
800	0.219	-149.0	5.706	84.0	0.095	68.5	0.363	-38.0
1000	0.205	-161.4	4.636	78.0	0.117	68.4	0.347	-39.9
1200	0.200	-174.2	3.913	72.4	0.138	67.6	0.340	-42.4
1400	0.200	175.6	3.407	67.7	0.159	66.3	0.334	-45.3
1600	0.202	165.1	3.032	62.9	0.181	64.8	0.327	-49.3
1800	0.209	154.6	2.734	58.5	0.202	63.4	0.322	-53.1
2000	0.215	146.0	2.517	54.3	0.223	61.6	0.319	-57.3

- Specifications of any and all SANYO products described or contained herein stipulate the performance, characteristics, and functions of the described products in the independent state, and are not guarantees of the performance, characteristics, and functions of the described products as mounted in the customer's products or equipment. To verify symptoms and states that cannot be evaluated in an independent device, the customer should always evaluate and test devices mounted in the customer's products or equipment.
- SANYO Electric Co., Ltd. strives to supply high-quality high-reliability products. However, any and all semiconductor products fail with some probability. It is possible that these probabilistic failures could give rise to accidents or events that could endanger human lives, that could give rise to smoke or fire, or that could cause damage to other property. When designing equipment, adopt safety measures so that these kinds of accidents or events cannot occur. Such measures include but are not limited to protective circuits and error prevention circuits for safe design, redundant design, and structural design.
- In the event that any or all SANYO products(including technical data, services) described or contained herein are controlled under any of applicable local export control laws and regulations, such products must not be exported without obtaining the export license from the authorities concerned in accordance with the above law.
- No part of this publication may be reproduced or transmitted in any form or by any means, electronic or mechanical, including photocopying and recording, or any information storage or retrieval system, or otherwise, without the prior written permission of SANYO Electric Co., Ltd.
- Any and all information described or contained herein are subject to change without notice due to product/technology improvement, etc. When designing equipment, refer to the "Delivery Specification" for the SANYO product that you intend to use.
- Information (including circuit diagrams and circuit parameters) herein is for example only ; it is not guaranteed for volume production. SANYO believes information herein is accurate and reliable, but no guarantees are made or implied regarding its use or any infringements of intellectual property rights or other rights of third parties.

This catalog provides information as of February, 2005. Specifications and information herein are subject to change without notice.