


Right-angle through hole type male connector for PCB
(Wide insulator type)
FFC-() (T) LAW() ()

For PCB
Right-angle Through hole

RoHS

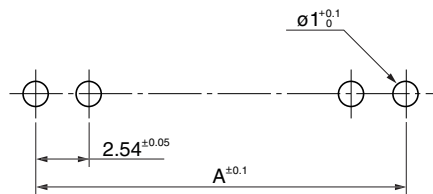
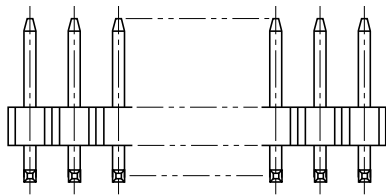
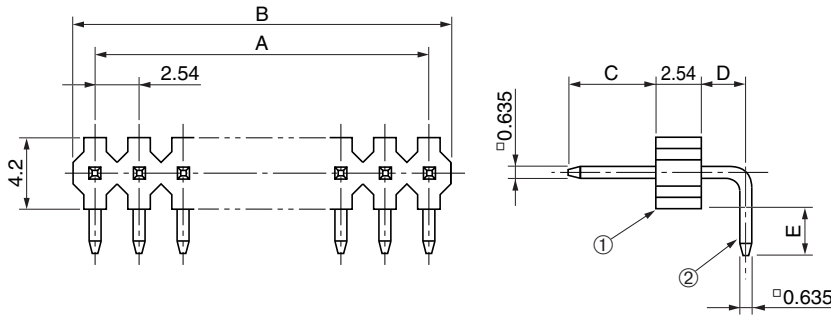


● Configuration of product Part No.

FFC- () (T) L AW () ()

① ② ③ ④ ⑤ ⑥ ⑦

- ① Series name
- ② No. of contacts: 1-52
- ③ Length of contact
Blank: Standard
T, T1 T2 (Refer to the following dimension table.)
- ④ Type of contact
L: Right-angle
- ⑤ Type of contact
AW: 0.635 mm square contacts, single row type, wide insulator type
- ⑥ Contact plating
1 : Gold plate
21: Tin copper plate
- ⑦ Insulator color
Blank: Blue
B : Black



Recommended PCB layout

● Dimensions

No. of contacts	A	B	No. of contacts	A	B
1	-	2.54	27	66.04	68.58
2	2.54	5.08	28	68.58	71.12
3	5.08	7.62	29	71.12	73.66
4	7.62	10.16	30	73.66	76.20
5	10.16	12.70	31	76.20	78.74
6	12.70	15.24	32	78.74	81.28
7	15.24	17.78	33	81.28	83.82
8	17.78	20.32	34	83.82	86.36
9	20.32	22.86	35	86.36	88.90
10	22.86	25.40	36	88.90	91.44
11	25.40	27.94	37	91.44	93.98
12	27.94	30.48	38	93.98	96.52
13	30.48	33.02	39	96.52	99.06
14	33.02	35.56	40	99.06	101.60
15	35.56	38.10	41	101.60	104.14
16	38.10	40.64	42	104.14	106.68
17	40.64	43.18	43	106.68	109.22
18	43.18	45.72	44	109.22	111.76
19	45.72	48.26	45	111.76	114.30
20	48.26	50.80	46	114.30	116.84
21	50.80	53.34	47	116.84	119.38
22	53.34	55.88	48	119.38	121.92
23	55.88	58.42	49	121.92	124.46
24	58.42	60.96	50	124.46	127.00
25	60.96	63.50	51	127.00	129.54
26	63.50	66.04	52	129.54	132.08

● Components

①	Insulator
②	Contact

Part No.	C	D	E
FFC-(1~52)LAW1	6	1.27	3.45
FFC-(1~52)TLAW1	7		12
FFC-(1~52)T1LAW1	7	1.27	12
FFC-(1~52)T2LAW1	6		0.8

Mating connectors: DIC series or HKP series female connector