



DATA SHEET

SD1020YT~SD10150YT

SCHOTTKY BARRIER RECTIFIERS

VOLTAGE 20 to 150 Volts **CURRENT** 10.0 Amperes **TO-251AB** Unit : inch (mm)

FEATURES

- Plastic package has Underwriters Laboratory Flammability Classification 94V-O
- For surface mounted applications
- Low profile package
- Built-in strain relief
- Low power loss, High efficiency
- High surge capacity
- For use in low voltage high frequency inverters, free wheeling, and polarity protection applications
- Pb free product are available : 99% Sn above can meet Rohs environment substance directive request

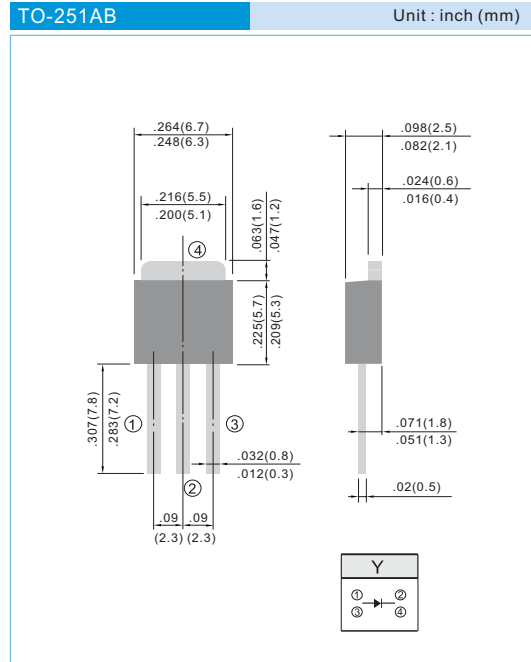
MECHANICAL DATA

Case: TO-251AB molded plastic

Terminals: Solder plated, solderable per MIL-STD-202G, Method 208

Polarity: As marking

Weight: 0.015 ounces, 0.4grams.



MAXIMUM RATINGS AND ELECTRICAL CHARACTERISTICS

Ratings at 25°C ambient temperature unless otherwise specified. Single phase, half wave, 60 Hz, resistive or inductive load.

For capacitive load, derate current by 20%

PARAMETER	SYMBOL	SD1020YT	SD1030YT	SD1040YT	SD1050YT	SD1060YT	SD1080YT	SD10100YT	SD10150YT	UNITS
Maximum Recurrent Peak Reverse Voltage	V _{RRM}	20	30	40	50	60	80	100	150	V
Maximum RMS Voltage	V _{RMS}	14	21	28	35	42	56	70	105	V
Maximum DC Blocking Voltage	V _{DC}	20	30	40	50	60	80	100	150	V
Maximum Average Forward Rectified Current .375" (9.5mm) lead length at T _c =100°C	I _{AV}	10.0								A
Peak Forward Surge Current : 8.3ms single half sine-wave superimposed on rated load(JEDEC method)	I _{FSM}	100								A
Maximum Instantaneous Forward Voltage at 10.0A	V _F	0.55		0.75		0.85		0.92		V
Maximum DC Reverse Current T _A =25°C at Rated DC Blocking Voltage T _A =100°C	I _R	0.2				20				mA
Maximum Thermal Resistance	R _{θJC} R _{θJA}	3.0				80				°C / W
Operating Junction Temperature Range	T _J	-50 to +125								°C
Storage Temperature Range	T _{STG}	-50 to +150								°C



RATING AND CHARACTERISTIC CURVES

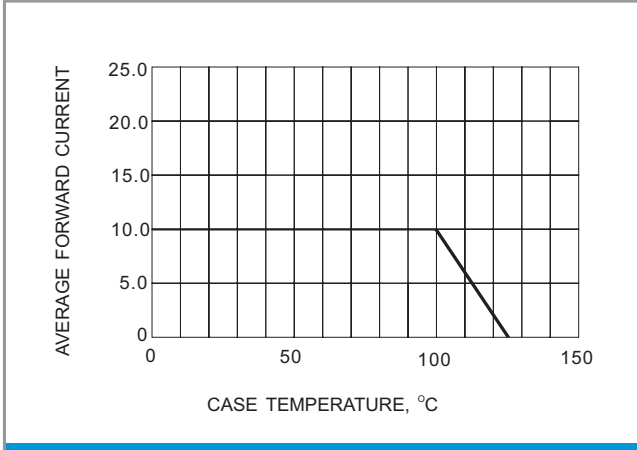


Fig.1- FORWARD CURRENT DERATING CURVE

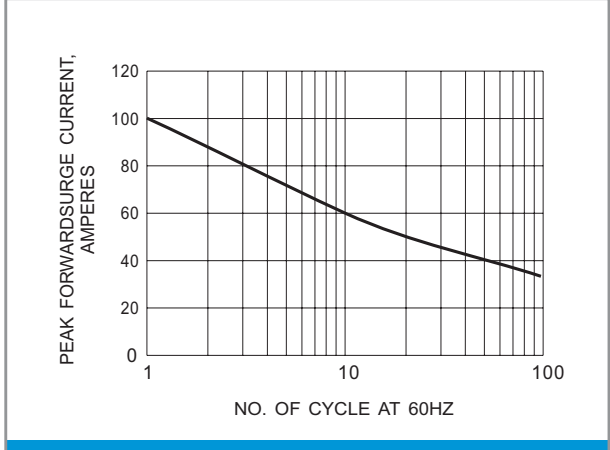


Fig.2-MAXIMUMNON-REPETITIVEPEAK FORWARD SURGE CURRENT

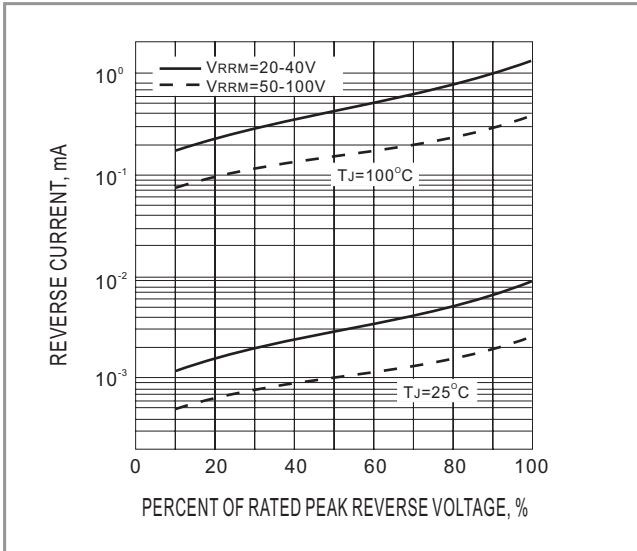


Fig.3- TYPICAL REVERSE CHARACTERISTICS

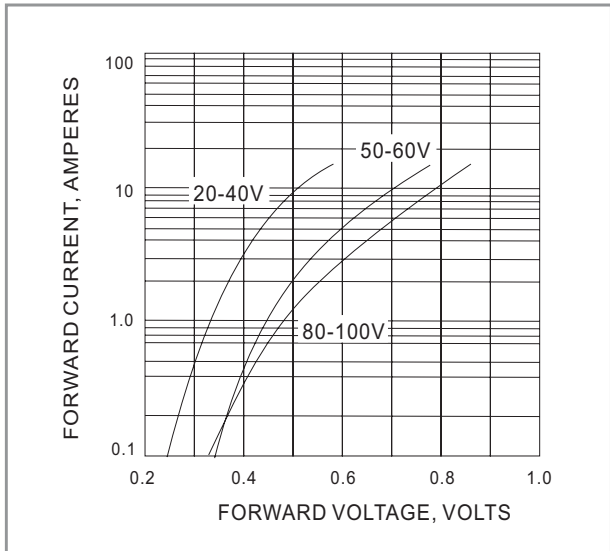


Fig.4- TYPICAL INSTANTANEOUS FORWARD CHARACTERISTIC