

Transistors

●Electrical characteristics (Ta=25°C)

Parameter	Symbol	Min.	Typ.	Max.	Unit	Conditions	
Collector-base breakdown voltage	BV _{CB0}	40	–	–	V	I _c =50μA	
Collector-emitter breakdown voltage	BV _{CEO}	32	–	–	V	I _c =1mA	
Emitter-base breakdown voltage	BV _{EB0}	5	–	–	V	I _E =50μA	
Collector cutoff current	I _{CB0}	–	–	1	μA	V _{CB} =20V	
Emitter cutoff current	I _{EB0}	–	–	1	μA	V _{EB} =4V	
DC current transfer ratio	2SD1766,2SD1758, 2SD1862	h _{FE}	82	–	390	–	V _{CE} =3V, I _c =0.5A
			120	–	390		
Collector-emitter saturation voltage	V _{CE(sat)}	–	0.5	0.8	V	I _c /I _B =2A/0.2A	
Transition frequency	f _r	–	100	–	MHz	V _{CE} =5V, I _E =–500mA, f=100MHz	
Output capacitance	C _{ob}	–	30	–	pF	V _{CB} =10V, I _E =0A, f=1MHz	

* Measured using pulse current.

●Packaging specifications and h_{FE}

Type	h _{FE}	Package	Taping		
		Code	T100	TL	TV2
		Basic ordering unit (pieces)	1000	2500	2500
2SD1766	PQR	○	–	–	–
2SD1758	PQR	–	○	–	–
2SD1862	QR	–	–	–	○

h_{FE} values are classified as follows :

Item	P	Q	R
h _{FE}	82 to 180	120 to 270	180 to 390

●Electrical characteristic curves

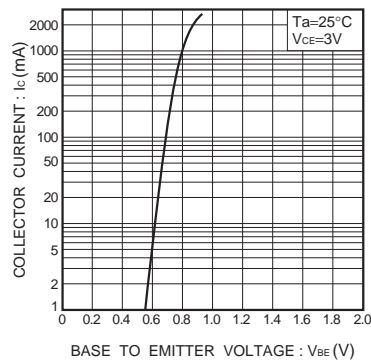


Fig.1 Grounded emitter propagation characteristics

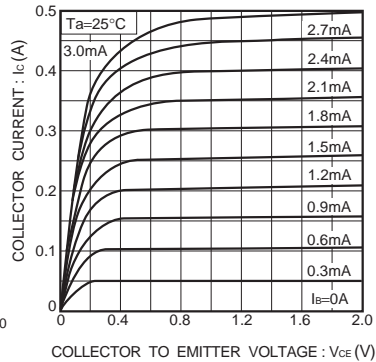


Fig.2 Grounded emitter output characteristics

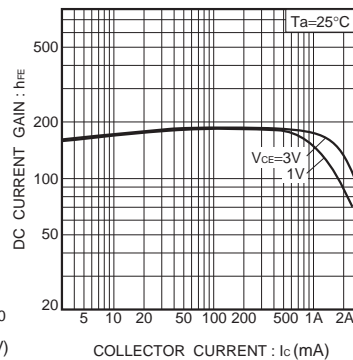


Fig.3 DC current gain vs. collector current

Transistors

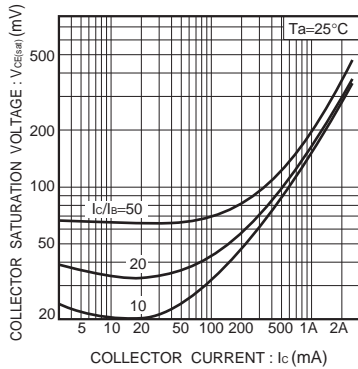


Fig.4 Collector-emitter saturation voltage vs. collector current

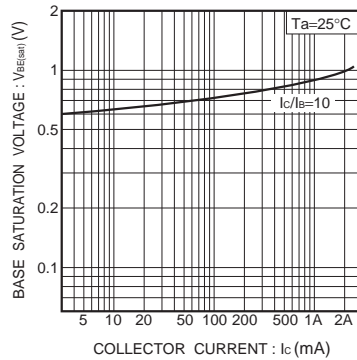


Fig.5 Collector-emitter saturation voltage vs. collector current

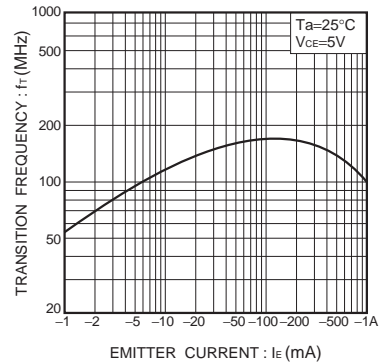


Fig.6 Transition frequency vs. emitter current

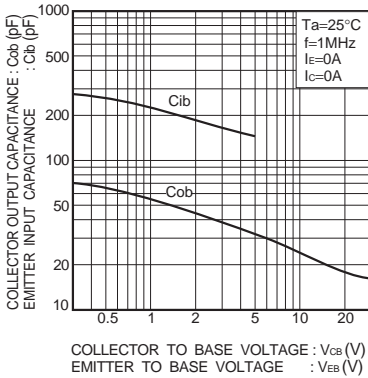


Fig.7 Collector output capacitance vs. collector-base voltage
Emitter input capacitance vs. emitter-base voltage

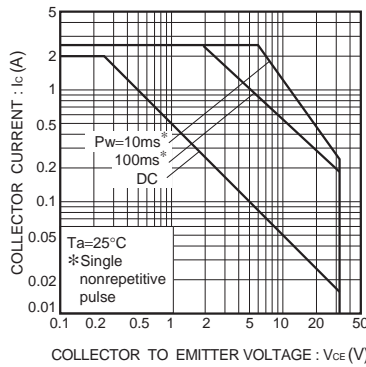


Fig.8 Safe operating area (2SD1766)

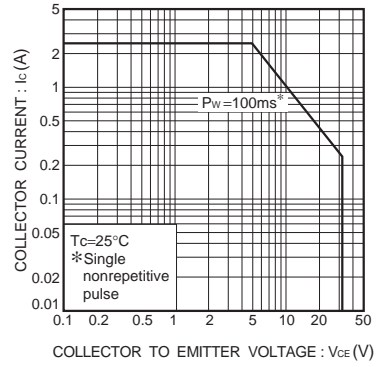


Fig.9 Safe operating area (2SD1758)

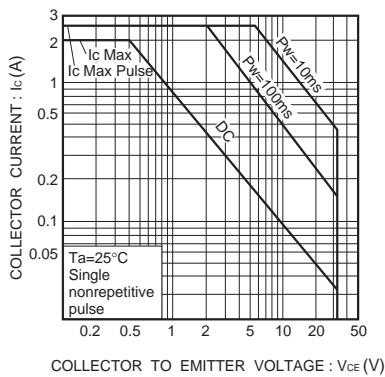


Fig.10 Safe operating area (2SD1862)

Notes

- No technical content pages of this document may be reproduced in any form or transmitted by any means without prior permission of ROHM CO.,LTD.
- The contents described herein are subject to change without notice. The specifications for the product described in this document are for reference only. Upon actual use, therefore, please request that specifications to be separately delivered.
- Application circuit diagrams and circuit constants contained herein are shown as examples of standard use and operation. Please pay careful attention to the peripheral conditions when designing circuits and deciding upon circuit constants in the set.
- Any data, including, but not limited to application circuit diagrams information, described herein are intended only as illustrations of such devices and not as the specifications for such devices. ROHM CO.,LTD. disclaims any warranty that any use of such devices shall be free from infringement of any third party's intellectual property rights or other proprietary rights, and further, assumes no liability of whatsoever nature in the event of any such infringement, or arising from or connected with or related to the use of such devices.
- Upon the sale of any such devices, other than for buyer's right to use such devices itself, resell or otherwise dispose of the same, no express or implied right or license to practice or commercially exploit any intellectual property rights or other proprietary rights owned or controlled by
- ROHM CO., LTD. is granted to any such buyer.
- Products listed in this document are no antiradiation design.

The products listed in this document are designed to be used with ordinary electronic equipment or devices (such as audio visual equipment, office-automation equipment, communications devices, electrical appliances and electronic toys).

Should you intend to use these products with equipment or devices which require an extremely high level of reliability and the malfunction of which would directly endanger human life (such as medical instruments, transportation equipment, aerospace machinery, nuclear-reactor controllers, fuel controllers and other safety devices), please be sure to consult with our sales representative in advance.

About Export Control Order in Japan

Products described herein are the objects of controlled goods in Annex 1 (Item 16) of Export Trade Control Order in Japan.

In case of export from Japan, please confirm if it applies to "objective" criteria or an "informed" (by MITI clause) on the basis of "catch all controls for Non-Proliferation of Weapons of Mass Destruction.