

6

5

4

3

2

1

MATERIAL AND FINISH

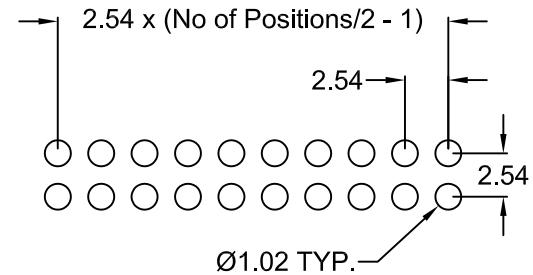
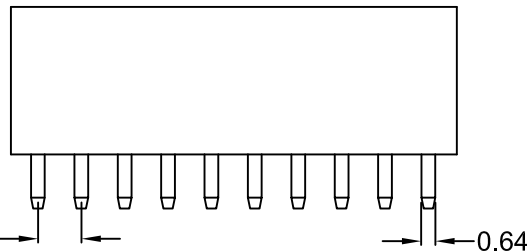
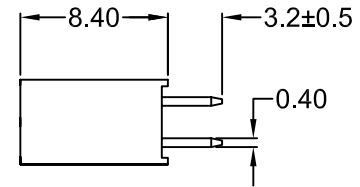
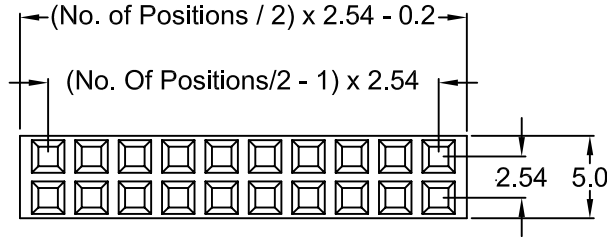
Insulator: Thermoplastic, UL 94V-0 rated
Contacts: Copper Alloys, plating (see chart)

ELECTRICAL SPECIFICATIONS:

Rated current: 1A
Contact resistance: 30 mohm max
Insulation resistance: 5000 Mohm min @ 500VDC
Dielectric withstanding voltage: 1000VAC for one minute

ENVIRONMENTAL:

Operating temperature: -55°C to +105°C



RECOMMENDED PCB LAYOUT

REV	DATE	CHANGE	CHNG		CHK		APPR	
			TD	JJ	SS	SS	JJ	SS
			TD	PB	TD	PB	TD	PB
			TD	TD	TD	PB	TD	PB
A	10/99	TYP O IN PIN & PLATING	TD	JJ	SS	SS	JJ	SS
B	3/1/00	UPDATED DRAWING	PB	TD	JJ	TD	JJ	SS
C	7/11/02	REVISED & UPDATED	TD	PB	TD	PB	TD	PB

P/N	PLATING
TCSD-0XX	GOLD FLASH
TCSD-0XX-T	TIN
TCSD-0XX-1	5 μ" OF GOLD
TCSD-0XX-2	10 μ" OF GOLD
TCSD-0XX-3	15 μ" OF GOLD
TCSD-0XX-4	30 μ" OF GOLD
TCSD-0XX-5	50 μ" OF GOLD

TOLERANCE UNLESS OTHERWISE SPECIFIED	
X ± 1	
X.X ± 0.4	
X.XX ± 0.20	
DRAWN BY	TD
DATE:	06/24/99
CHECK BY	PJ
DATE:	06/24/99
APPR BY	SS
DATE:	06/24/99

Power Dynamics, Inc.
 Phone: 973 560-0019 Whippany, New Jersey Fax: 973 560-0076
 PART: 2.54mm PIN RECEPTACLE; 8~86 PIN DOUBLE ROWS; PCB MOUNT

PART #: TCSD-0XX-X		SHEET 1 of 1
SIZE: A	ALL DIMENSIONS FOR REFERENCE ONLY DIMENSIONS ARE IN MILLIMETERS	REV: C
SCALE: NTS		

6

5

4

3

2

1

6

5

4

3

2

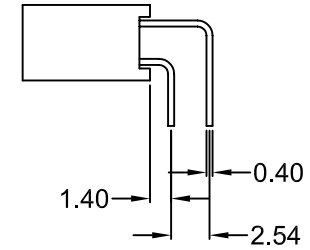
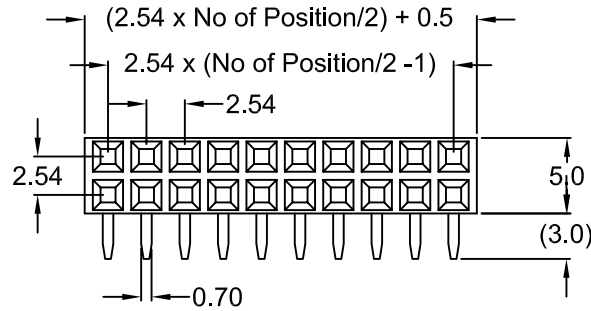
1

MATERIAL AND FINISH

Insulator: PBT, glass filled, UL 94V-0 rated
Pin contact: brass, plating (see chart)

MECHANICAL SPECIFICATIONS:
Operating temperature: -55°C to +105°C

ELECTRICAL SPECIFICATIONS:
Rated current: 1A
Insulation resistance: 1000 Mohm min @ 500VDC
Dielectric withstanding voltage: 500VAC for one minute
Contact resistance: 30 mohm max



D

D

C

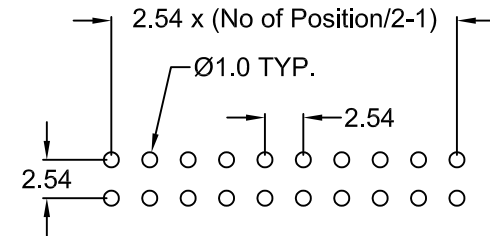
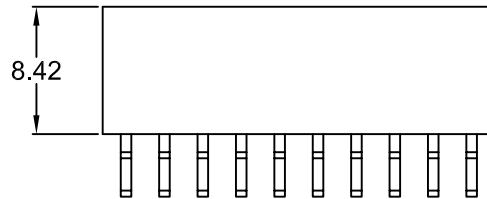
C

B

B

A

A



RECOMMENDED PCB LAYOUT

REV	DATE	8/7/03	CHNG	CHK	APPR
	A		UPDATED	TD	PB

P/N	PLATING
TRSD-0XX	GOLD FLASH
TRSD-0XX-T	TIN
TRSD-0XX-1	5 μ" OF GOLD
TRSD-0XX-2	10 μ" OF GOLD
TRSD-0XX-3	15 μ" OF GOLD
TRSD-0XX-4	30 μ" OF GOLD
TRSD-0XX-13	SEL. GOLD FLASH

TOLERANCE UNLESS OTHERWISE SPECIFIED		
X	±	1
X.X	±	0.4
X.XX	±	0.20
DRAWN BY	DT	DATE: 03/03/00
CHECK BY	JJ	DATE: 3/3/00
APPR BY	SS	DATE: 3/6/00

Power Dynamics, Inc.

Phone: 973 560-0019 Whippany, New Jersey Fax: 973 560-0076

PART: 04 ~ 80 POS. DOUBLE ROW, R/A
2.54mm, RECEPTACLE, PCB MOUNT

PART #:	TRSD-0XX-X	SHEET	1 of 1
SIZE:	A	ALL DIMENSIONS FOR REFERENCE ONLY DIMENSIONS ARE IN MILLIMETERS	REV: A
SCALE:	NTS		

6

5

4

3

2

1