


Universal Ejection Style Pin Headers with ACTION PIN Contacts, Military, Center and Dual Polarized .100 x .100 [2.54 x 2.54] Centers

Straight-Thru, 4-Sided .025 [0.64] Sq. Posts



Pin Header
without Latches

Material and Finish:

Housing—Black thermoplastic,
94V-0 rated

Contacts—Copper alloy; duplex plated

Related Product Data:

Electrical Characteristics—page
4007

Mateable Connectors:
Pages 4008 thru 4010

Accessories:

Snap-in Polarizer—page 4032

Technical Documents:

Product Specifications

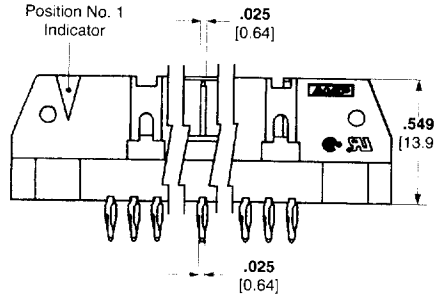
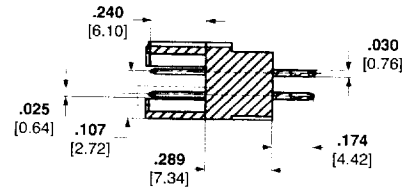
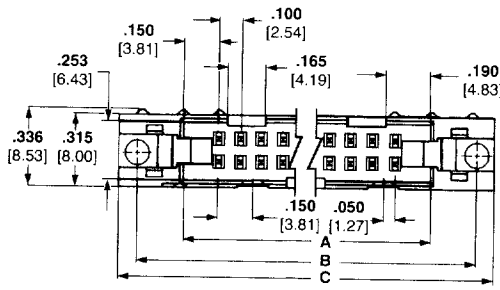
108-40018 Pin Headers
108-40019 Pin Headers with
ACTION PIN Contacts
108-40004 Ribbon Cable,
PVC Insulated

Ordering Information

When ordering a pin header, use the chart at the right to determine the six-digit base no. for the desired post length, and contact plating. Then, complete the part no. by adding the proper prefix and/or suffix no. for the desired pin header size. The prefix/suffix nos. for all available sizes (10 thru 64 positions) are listed below.

Mounting Information

No mounting hardware is supplied by Tyco Electronics.



**ACTION PIN Contact
Insertion/Extraction Tool
Part Number 91241-1 (includes
Insertion/Extraction Tip
Part Number 126961-1 and
Extraction Tip Part Number
126961-2**

| No. of Positions | Add to Part Numbers | |
|------------------|---------------------|--------|
| | Prefix | Suffix |
| 10 | | -1 |
| 14 | | -2 |
| 16 | | -3 |
| 20 | | -4 |
| 24 | | -5 |
| 26 | | -6 |
| 30 | | -7 |
| 34 | | -8 |
| 40 | | -9 |
| 50 | 1- | -0 |
| 60 | 1- | -1 |
| 64 | 1- | -2 |

| No. of Positions | Dimensions | | | | |
|------------------|----------------|----------------|-----------------|----------------|----------------|
| | A | B | C | D | E |
| 10 | .700 17.78 | 1.100 27.94 | 1.260 32.00 | 1.100 27.94 | .400 10.16 |
| 14 | .900 22.86 | 1.300 33.02 | 1.460 37.08 | 1.300 33.02 | .600 15.24 |
| 16 | 1.000 25.40 | 1.400 35.56 | 1.560 39.62 | 1.400 35.56 | .700 17.78 |
| 20 | 1.200 30.48 | 1.600 40.64 | 1.760 44.70 | 1.600 40.64 | .900 22.86 |
| 24 | 1.400 35.56 | 1.800 45.72 | 1.960 49.78 | 1.800 45.72 | 1.100 27.94 |
| 26 | 1.500 38.10 | 1.900 48.26 | 2.060 52.32 | 1.900 48.26 | 1.200 30.48 |
| 34 | 1.900 48.26 | 2.300 58.42 | 2.460 62.48 | 2.300 58.42 | 1.600 40.64 |
| 40 | 2.200 55.88 | 2.600 66.04 | 2.760 70.10 | 2.600 66.04 | 1.900 48.26 |
| 50 | 2.700 68.58 | 3.100 78.74 | 3.260 82.80 | 3.100 78.74 | 2.400 60.96 |
| 60 | 3.200 81.28 | 3.600 91.44 | 3.760 95.50 | 3.600 91.44 | 2.900 73.66 |
| 64 | 3.400 86.36 | 3.800 96.52 | 3.960 100.58 | 3.800 96.52 | 3.100 78.74 |

- Notes:**
- Pin headers in 10- and 14-position sizes have only one slot for snap-in polarizer (military polarization), located as shown.
 - Pin headers in 10-position size have only slot for dual polarization, located as shown.
 - For information regarding latch/pin header applications and for ordering latches separately, refer to page 4031.

| Post Length | Contact Plating | Pin Header Part Number |
|--------------|---------------------|------------------------------------------|
| | | For .093-.125 [2.36-3.18] Thick PC Board |
| .174 4.42 | Duplex ¹ | 499582 |

¹.000030 [0.00076] gold on mating end, .000100-.000200 [0.00254-0.00508] bright tin-lead on termination end, with entire contact underplated .000050 [0.00127] nickel.

Note: For information regarding latch/pin header applications and for ordering latches separately, refer to page 4031.

Ribbon and Flexible Flat Cable Products