

## FEATURES AND SPECIFICATIONS

### Features and Benefits

- Feed-to preloaded upper housing for dense packaging designs
- Ideal for cable connection to back panel pin fields
- Available with right- or left-hand cable stop and center polarization
- Locking IDT section for upper housing
- When stacking end-to-end only 2 pin circuits are lost, not 4, and though lost, they are not removed, but are enveloped by molded pockets in the housing
- MX-50 Slimline provides a feed-to option for side-to-side stackability and protection from shorting

### Reference Information

Product Specification: PS-70121  
 Packaging: Tube and tape  
 Tooling Information: See pages B-30 to B-33  
 UL File No.: E29179  
 CSA File No.: LR19980  
 Mates With: 8624 and 70203  
 Use Molex Cable: 6800, 8863 and 40158  
 Designed In: Inches

### Electrical

Voltage: 125V  
 Current: 1.0A  
 Contact Resistance: 30mΩ max.  
 Dielectric Withstanding Voltage: 600V rms  
 Insulation Resistance: 5000 MΩ min.

### Mechanical

Contact Insertion Force: 8 oz per circuit max.  
 Durability: 50 cycles Gold and 25 cycles Tin/Lead

### Physical

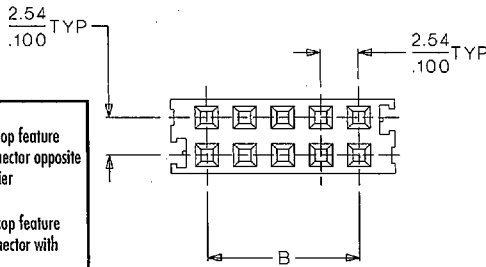
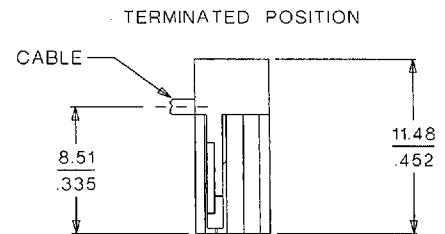
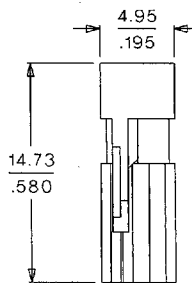
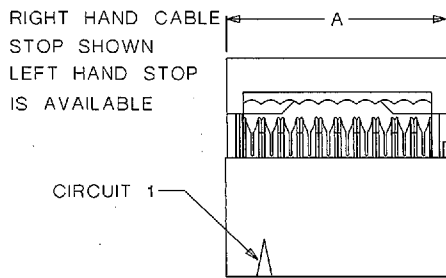
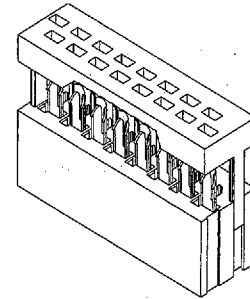
Housing: Black glass-filled polyester, UL 94V-0  
 Contact: Beryllium Copper Alloy  
 Plating: See Table  
 Temperature: -40 to +105°C  
 Cable Accommodation: 26 AWG stranded tinned and 28 AWG stranded tinned and topcoat  
 Insulation Range: 1.14mm (.045") diameter max.



# 1.27mm (.050") Pitch MX-50™ Slimline Ribbon Cable Connector 70121/71891 Feed-To Version

Ribbon Cable Connectors

B




**RIGHT-HAND**  
 Upper housing cable stop feature located on side of connector opposite from Circuit #1 identifier

**LEFT-HAND**  
 Upper housing cable stop feature located on side of connector with Circuit #1 identifier

inch  
mm

Delivered on a carrier with 20 pieces per strip.

**Actual Size**  **Universal Polarizing Pin 40713-1**  
 Order No. 15-04-0292

## ORDERING INFORMATION AND DIMENSIONS

Engineering No.	Order No.		
	Plating Option	Right-Hand Cable Stop	Left-Hand Cable Stop
70121*	15μ min. selective Gold	• 15-47-3XX3	• 15-99-5XX0
	30μ min. selective Gold	• 15-47-3XX4	• 15-99-5XX1
	150μ overall Tin/Lead	• 15-47-3XX6	• 15-99-5XX2
71891†	15μ min. selective Gold	• 15-47-2XX8	• 15-99-3XX7
	30μ min. selective Gold	• 15-47-2XX9	• 15-99-3XX9
	150μ overall Tin/Lead	• 15-47-72XX	• 15-99-74XX

Replace "XX" with no. of circuits, 06-64

Circuits	Dimension	
	A	B
6	9.91 (.390)	5.08 (.200)
8	12.45 (.490)	7.62 (.300)
10†	14.99 (.590)	10.16 (.400)
12	17.53 (.690)	12.70 (.500)
14	20.07 (.790)	15.24 (.600)
16	22.61 (.890)	17.78 (.700)
20	27.69 (1.090)	22.86 (.900)
24	32.77 (1.290)	27.94 (1.100)
26	35.31 (1.390)	30.48 (1.200)
30	40.39 (1.590)	35.56 (1.400)
34	45.47 (1.790)	40.64 (1.600)
36	48.01 (1.890)	43.18 (1.700)
40	53.09 (2.090)	48.26 (1.900)
50	65.97 (2.590)	60.96 (2.400)
60	78.49 (3.090)	73.66 (2.900)
64	83.57 (3.290)	78.74 (3.100)

\* US Standard Product, available through Molex franchised distributors

† 70121 Standard Slimline

‡ 71891 provides passive retention and vibration damping on .025" square pins

§ The 10 circuit connector is available with center polarizing bump

Note: Tube packaged for AM60556, contact factory for part numbers packaged for automatic assembly