

# Customer Information Sheet

DRAWING No.: M80-5T2XXXXMC SHT 2 OF 2

IF IN DOUBT - ASK

©

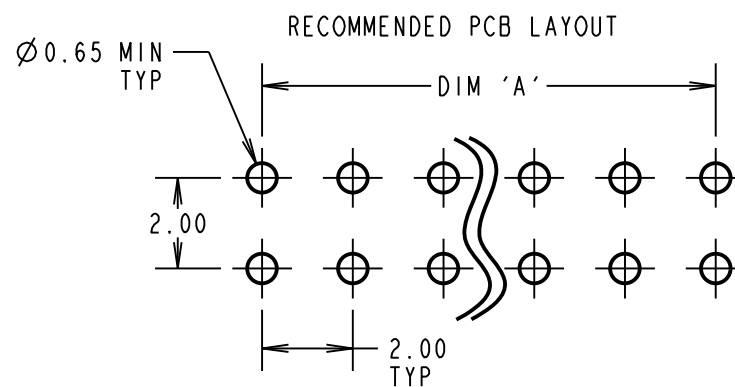
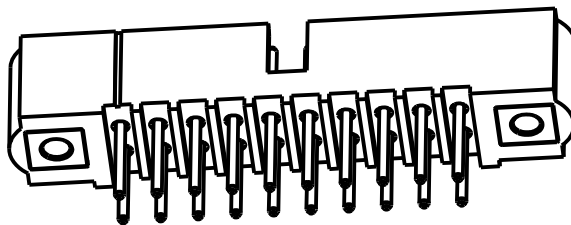
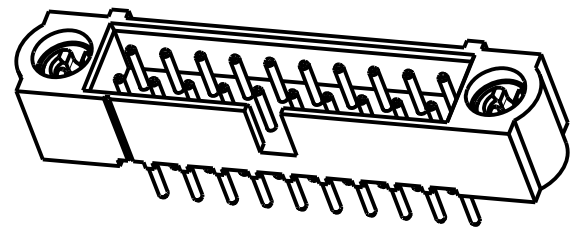
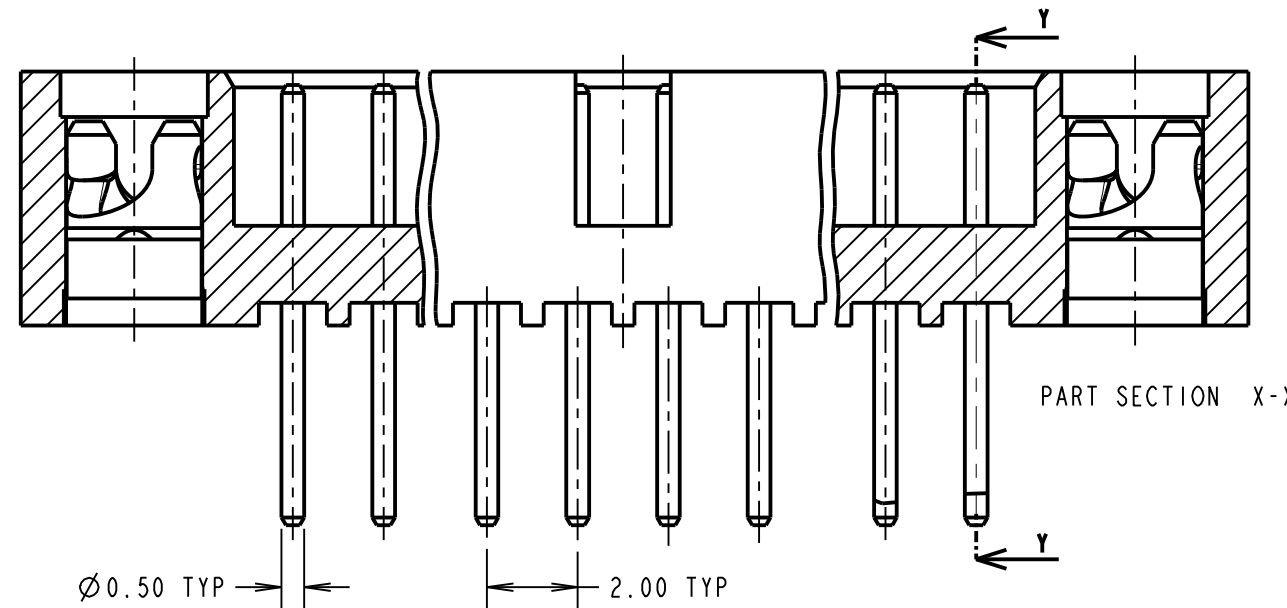
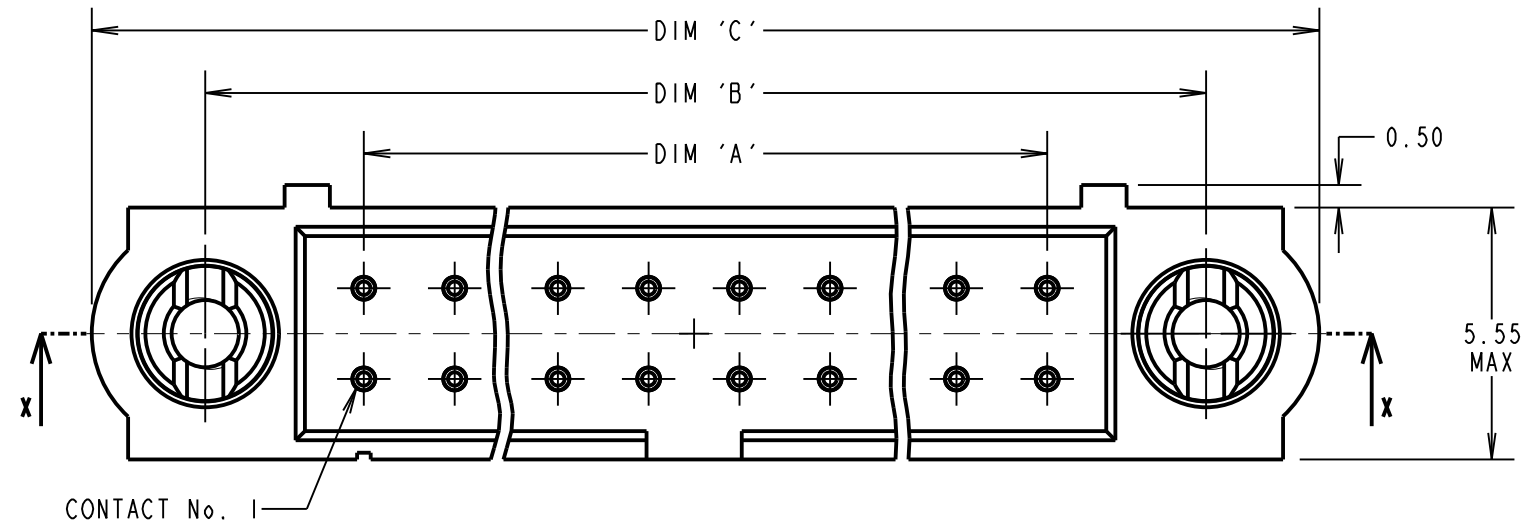
NOT TO SCALE

THIRD ANGLE PROJECTION

ALL DIMENSIONS IN mm

**SPECIFICATIONS:**

**MATERIAL:**  
 MOULDING = GLASS-FILLED PPS,  
 UL94V-0, BLACK  
 CONTACT = PHOSPHOR BRONZE  
 IOILOK RETAINER = STAINLESS STEEL  
**FINISH (CONTACTS):**  
 05 = 0.75µ GOLD ALL OVER  
 22 = 0.75µ GOLD ON CONTACT AREA,  
 3µ TIN/LEAD ON TAILS  
 42 = 0.75µ GOLD ON CONTACT AREA,  
 3µ 100% TIN OVER NICKEL ON TAILS  
**ELECTRICAL:**  
 CURRENT RATING AT 25°C = 3.0A MAX  
 CURRENT RATING AT 85°C = 2.2A MAX  
 WORKING VOLTAGE = 800V AC/DC  
 VOLTAGE PROOF = 1200V AC/DC  
 CONTACT RESISTANCE = 25 mΩ MAX  
 INSULATION RESISTANCE = 100 MΩ MIN  
**MECHANICAL:**  
 DURABILITY = 500.  
**ENVIRONMENTAL:**  
 TEMPERATURE RANGE = -55°C TO +125°C  
**PACKING:**  
 TUBE  
 FOR COMPLETE SPECIFICATION, SEE COMPONENT  
 SPECIFICATION C005XX (LATEST ISSUE)



ORDER CODE: **M80-5T2XXXXMC**

TOTAL No. OF CONTACTS  
 04 TO 50  
 (EVEN NUMBERS ONLY)

FINISH CODE  
 05 - ALL OVER GOLD  
 22 - GOLD ON CONTACT AREA / TIN/LEAD ON TAIL  
 42 - GOLD ON CONTACT AREA / 100% TIN OVER  
 NICKEL ON TAIL

MGP	1	25.02.13	11932
NAME	ISS.	DATE	C/NOTE
APPROVED: MGP			
CHECKED: SB			
DRAWN: M G PLESTED			
CUSTOMER REF.:			
ASSEMBLY DRG:			

DIMENSION	CALCULATION
DIM 'A'	TOTAL No. OF CONTACTS - 2
DIM 'B'	TOTAL No. OF CONTACTS + 5
DIM 'C'	TOTAL No. OF CONTACTS + 10

EXAMPLE ORDER CODE 1: CONNECTOR WITH 20 CONTACTS,  
 GOLD ON CONTACT AREA AND 100% TIN OVER NICKEL ON TAIL  
**M80-5T22042MC**  
 DIM 'A' = 18.00mm, DIM 'B' = 25.00mm, DIM 'C' = 30.00mm

**HARWIN**  
 www.harwin.com  
 technical@harwin.com

THIS DRAWING AND ANY  
 INFORMATION OR DESCRIPTIVE  
 MATTER SET OUT HEREON ARE  
 CONFIDENTIAL AND COPYRIGHT  
 PROPERTY OF THE HARWIN  
 GROUP AND MUST NOT BE  
 DISCLOSED, LOANED, COPIED  
 OR USED FOR MANUFACTURING,  
 TENDERING OR FOR ANY  
 OTHER PURPOSE WITHOUT  
 THEIR WRITTEN PERMISSION.

TOLERANCES  
 X. = ±1mm  
 X.X = ±0.25mm  
 X.XX = ±0.10mm  
 X.XXX = ±0.01mm  
 ANGLES = ±5°  
 UNLESS STATED

MATERIAL: SEE ABOVE  
 FINISH: SEE ABOVE  
 S/AREA: mm<sup>2</sup>

TITLE: DATAMATE J-TEK DIL  
 VERT 4.5mm PC-TAIL MALE  
 ASSY WITH IOILOK RETAINERS  
 DRAWING NUMBER:  
**M80-5T2XXXXMC**